






Legend

-  Free Run Exercise
-  Railway
-  Parcel Boundaries

Scale 1:5,000
 0 25 50 75 100 125
 Meters