

**Ngaaruawaahia, Hopuhopu, and Taupiri
Mana Whenua & Community
Survey Feedback**

Ngaaruawaahia, Hopuhopu, and Taupiri
Structure Plan Review

March 2023

CONTENTS

EXECUTIVE SUMMARY	1
1 INTRODUCTION	2
2 MANA WHENUA FEEDBACK	3
2.1 General Questions	3
2.2 Issues and Opportunities	3
2.3 Favourite Places	5
3 WIDER COMMUNITY SURVEY FEEDBACK	5
3.1 General Questions	5
3.2 Community Characteristics	8
3.3 Community Services	9
3.4 Residential Development	11
3.5 Growth And Development	13
3.6 Road and Rail Safety	14
3.7 Walking/Cycling Connectivity	15
3.8 Climate Change	16
3.9 Issues And Opportunities	18
3.10 Favourite Places	20
4 NGAARUAWAAHIA TOWN CENTRE	20
4.1 Town Centre Characteristics	21
4.2 Commercial / Retail Development	24
4.3 Growth And Development	26
4.4 Connectivity	27
5 SUMMARY	30

EXECUTIVE SUMMARY

High-Level Survey Findings

MANA WHENUA SURVEY FEEDBACK

- Mana whenua survey respondents consisted primarily of females (67%) aged between 25-40 (52%), and 40 to 65 (40%).
- The main areas of concern/opportunities for mana whenua relate to:
 - Maori culture and heritage (23%)
 - Community facilities and social infrastructure (17%)
 - Population growth and economic development (14%)

WIDER COMMUNITY SURVEY FEEDBACK

- Most of the Ngaaruawaahia (78%) and Taupiri (76%) respondents identified as being female and are between the ages of 25-35 years (48%) and 40-65 years (43%) respectively.
- The main areas of concern/opportunities for the wider community relate to:

Ngaaruawaahia	<ul style="list-style-type: none"> • Crime, rubbish and safety (43%) • Best Practice Urban design (public realm) (18%) • Population Growth and Economic Development (15%)
Taupiri	<ul style="list-style-type: none"> • Crime, rubbish and safety (49%) • Infrastructure Capacity (transport, w/c and 3 waters) (24%) • Population Growth and Economic Development (20%)

- Most of the respondents have been living in the Ngaaruawaahia and Taupiri areas for several years and own the properties they reside in. Although, most of the Ngaaruawaahia (51%) and Taupiri (48%) respondents work in Hamilton.
- Ngaaruawaahia and Taupiri respondents choose to live and/or work in their respective town/villages for the quality of life and rural atmosphere, although the crime rate is a big concern and discourage respondent to stay/work in the area.
- Only 37% of the Ngaaruawaahia respondents feel there is a shortage of affordable housing in Ngaaruawaahia, compared to 55% of the Taupiri respondents who feel there is a shortage of affordable housing in Taupiri. Both Ngaaruawaahia and Taupiri respondents agreed that the segment most affected by the affordable housing shortage is first-time home buyers and young families.
- 72% of the Ngaaruawaahia respondents indicated that over the next 5 years, it is very important to protect the rivers (Waikato and Waipa) and the environmental quality of the area, whilst 58% of the Taupiri respondents indicated that over the next 5 years it is very important to maintain / improve the open spaces in the Taupiri area.
- Both the Ngaaruawaahia (78%) and Taupiri (79%) communities are aware of the changing weather patterns and climate change. 42% of the community is concerned that climate change will lead to more intense and frequent flooding events within Ngaaruawaahia and Taupiri.
- Most of the Ngaaruawaahia respondents and Taupiri respondents indicated they are very dissatisfied or dissatisfied with the overall look and feel of the Ngaaruawaahia town centre and very dissatisfied/dissatisfied the respective town/village's retail properties.
- Ngaaruawaahia respondents strongly agreed that the following retail and supporting developments would be well placed in the Ngaaruawaahia Town Centre and Jesmond Street areas: supermarkets (55%), restaurants other than fast food (53%), a pharmacy (47%) and personal services (47%).
- Ngaaruawaahia respondents identified a train station (43%) and bus station (43%) as very important future aspirations for the town centre.

1 INTRODUCTION

As part of the Ngaaruawaahia, Hopuhopu and Taupiri Structure Plan review and Ngaaruawaahia Town Centre Plan development, early engagement was undertaken with mana whenua (September 2022), those with ancestral ties to the area, and at a later stage with the wider community (October 2022) through a survey. The aim of the surveys was to obtain some early inputs from mana whenua and the community regarding issues and opportunities related to Ngaaruawaahia, Hopuhopu and Taupiri and the Ngaaruawaahia Town Centre.

Data Representation

Council received 48 submissions from the mana whenua questionnaire as a part of our early engagement phase and a further 165 submissions from the wider community. The community survey comprises of 134 submissions from the Ngaaruawaahia community, 19 from the Taupiri community and 12 from other communities (representing Huntly, Horotiu, Hamilton, Glen Massey, NZ Fire and Emergency, etc). This report only represents feedback received from the community residing within the structure plan area (Ngaaruawaahia, Hopuhopu, and Taupiri). Separate discussions were held with NZ Police, NZ Fire and Emergency, etc.).

Theme Categories

Issues and opportunities were themed according to the following categories.

Theme Categories	Description (Issues and opportunities related to)
Community Facilities and Social Infrastructure	<ul style="list-style-type: none"> Providing community facilities and social infrastructure that has a measurable effect on enhancing community quality of life and aspirations. Community facilities and social infrastructure bringing communities together.
Māori Culture and Heritage (meaningful engagement)	<ul style="list-style-type: none"> Māori have a unique relationship with their ancestral land, sites, water, wāhi tapu and other taonga. It is important to recognise and protect these as they are fundamental to Māori culture, by doing so we recognise the hononga (relationship between mana whenua and nature) Māori have. Similarly, the heritage of Aotearoa New Zealand helps us gain an understanding of our past. This heritage is important to protect for future generations so that they can also gain an appreciation of our history going into the future.
Best Practice Urban design (public realm)	<ul style="list-style-type: none"> The public realm provides a setting for community life. The public realm includes all parts of the urban environment that people can experience or access, such as public space and buildings, and those parts of private development that impact and interface with the public space.
Open Space, Parks, Reserves and Playgrounds	<ul style="list-style-type: none"> Providing open space and recreational opportunities is important in creating active and healthy lifestyles, as well as providing for environmental benefits such as "green lungs" to help protect waterways and indigenous flora and fauna.
Natural Resources and Climate Change	<ul style="list-style-type: none"> Climate Change and resilience planning, natural hazards, & ground contamination
Population Growth and Economic Development	<ul style="list-style-type: none"> Population growth (residential development/density implications) Economic development feasibility and related growth pressures

Theme Categories	Description (Issues and opportunities related to)
Infrastructure Capacity (transport, w/c and 3 waters)	<ul style="list-style-type: none"> • Transport - Multimodal (Walking, Cycling, Public Transport), Road Layout, Parking • Energy/Telecommunication • Stormwater, Wastewater, & Potable (drinking) Water
Existing and desired urban form (land use, structuring elements)	<ul style="list-style-type: none"> • Existing and desired urban form (structuring elements - roads, rivers, railway etc.) • Land use and supporting zoning
Crime & Rubbish	<ul style="list-style-type: none"> • Urban/community safety concerns and rubbish

Following are the findings from the mana whenua and wider community surveys.

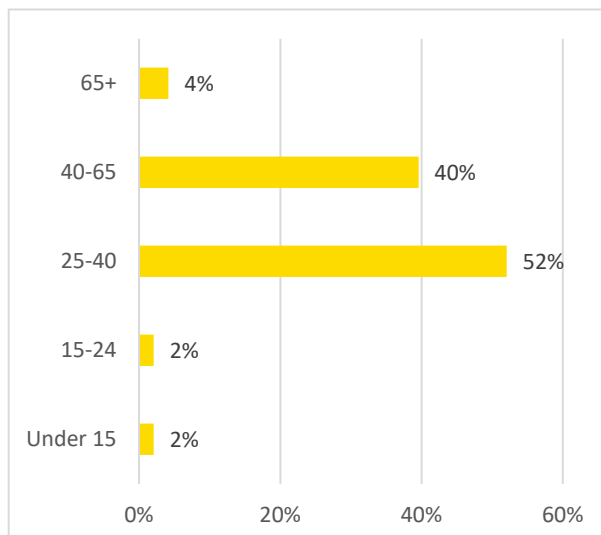
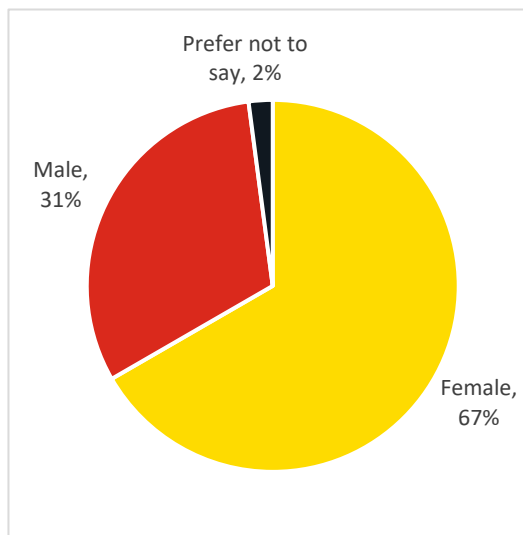
2 MANA WHENUA FEEDBACK

The mana whenua early engagement survey ran during the month of September 2022 for a period of three weeks. The following feedback was received and reviewed.

2.1 General Questions

Please indicate the gender you identify with.

Please indicate your age.

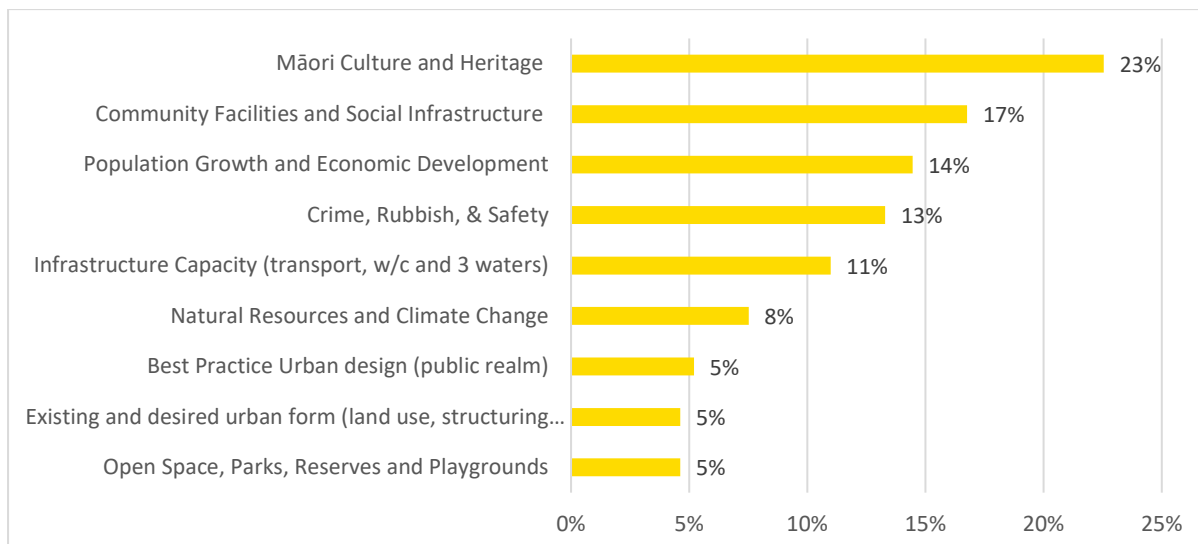


- It is noted that the mana whenua survey respondents consisted primarily of females (67%) aged between 25-40 (52%), and 40-65 (40%)

2.2 Issues and Opportunities

The following set of questions aims to identify the issues/challenge mana whenua face and opportunities to improve the community.

What are the three most important issues in your community?



The issues/opportunities raised by mana whenua were themed as per the categories mentioned in Section 1. From the themed categories, the main areas of concern/opportunities for mana whenua relate to:

Theme	Community inputs
Māori culture and heritage (23%)	<ul style="list-style-type: none"> The protection of our towns historical site Pukeiaahua Paa on Great South Road. This includes our Sacred Gardens. Protecting Pukeiaahua Paa and associated kaara kai. Develop Te Mana o te Rangi Reserve. Recognise hapu koorero related to the tupuna name of Te Mana o te Rangi, and develop a site plan that expresses and represents this koorero through signage, planting etc. in collaboration with Ngaati Tamainupo
Community facilities and social infrastructure (17%)	<ul style="list-style-type: none"> Kuia and Kaumatua Flats/ village close to town, doctors, public transport, pharmacy, laboratory, library, church's, the rivers, shops, optometrist, community support groups, hospital shuttle, peers, opportunity to socialise with the community and participate with Marae. Having programmes, safe spaces and/or free courses available to youth to develop skills, play sports and have a safe space to go to would be instrumental in keeping youth safe, occupied and out of trouble. Tamariki programmes while waiting for a space to become available at a kohanga Maybe one toilet along the walkway to Horotiu Bridge from the point to the bridge and back is a considerable 10km length.
Population growth and economic development (14%)	<ul style="list-style-type: none"> With the growing population within Ngaaruawaahia, create a new hub of shops off the main road which creates space for new and more cafes/restaurants. Durham Street Precinct is a great example of this. I moved to Ngaaruawaahia last year and I was surprised of how many bakeries there are in town all close to each other. We need options of subway, tank, camel kebab, pita pit, in the community too many bakeries in this small town. This will all incorporate together with the community gym.

2.3 Favourite Places

Where is your favourite place in either Ngaaruawaahia, Hopuhopu, or Taupiri and why?

Community input:

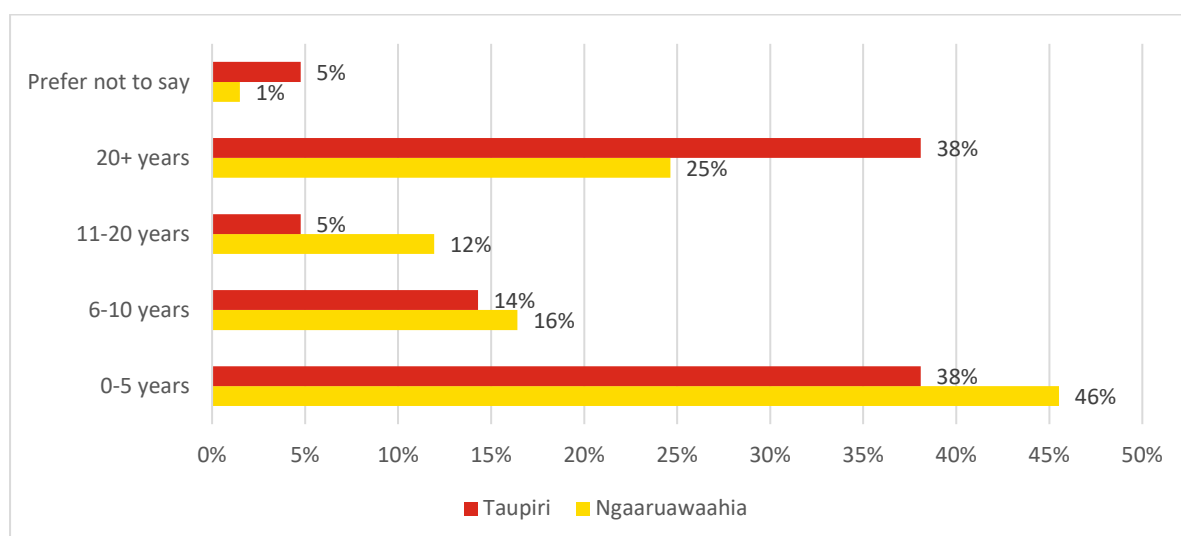
- Ngaaruawaahia is hands down is the place to be. The Hakarimata walkway is awesome! The bike track to the green bike bridge is awesome! But nothing beats Pukeiaahua our whenua! This is where my ancestors were, this where we still are, and we are not going anywhere we are the true tangata whenua...Ko teenei too maatou whenua i waiho mai e ooku tuupuna.
- Standing at the top of Pukeiaahua hill looking down on our beautiful community and being able to see across the Awa over to river road. Also, at The Point where you see the 2 rivers meeting.
- I love the view at The Point of the Waikato and Waipa awa, especially the beautiful murals of Ngaere and Heke-i-te-Rangi. I love the natural environment (the river, the land, the view of the Hakarimata Ranges) with the murals which paint the picture of the history and when you know the history of Ngaaruawaahia, it fills you with a sense of pride when you can connect to the natural elements around you through the stories and history of the place. I would love to see this happen with Pukeiaahua.
- Definitely Taupiri Maunga although resting place for our loved ones the maunga also brings peace when sitting in your car or at graveside. Our maunga is our sense of belonging.

3 WIDER COMMUNITY SURVEY FEEDBACK

The wider community engagement survey was undertaken during the month of October 2022 for three weeks. The following feedback was received and reviewed.

3.1 General Questions

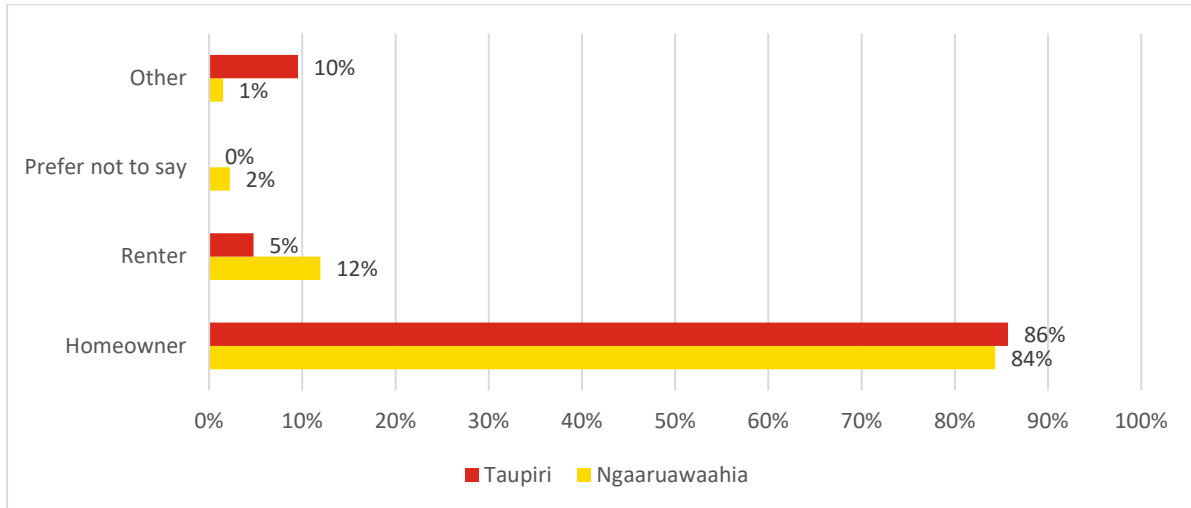
How long have you lived in the area:



- Most of the respondents have been living in the Ngaaruawaahia and Taupiri areas for several years. It's valuable to have long term residents provide inputs as they can share changes they have noticed over time within their communities.

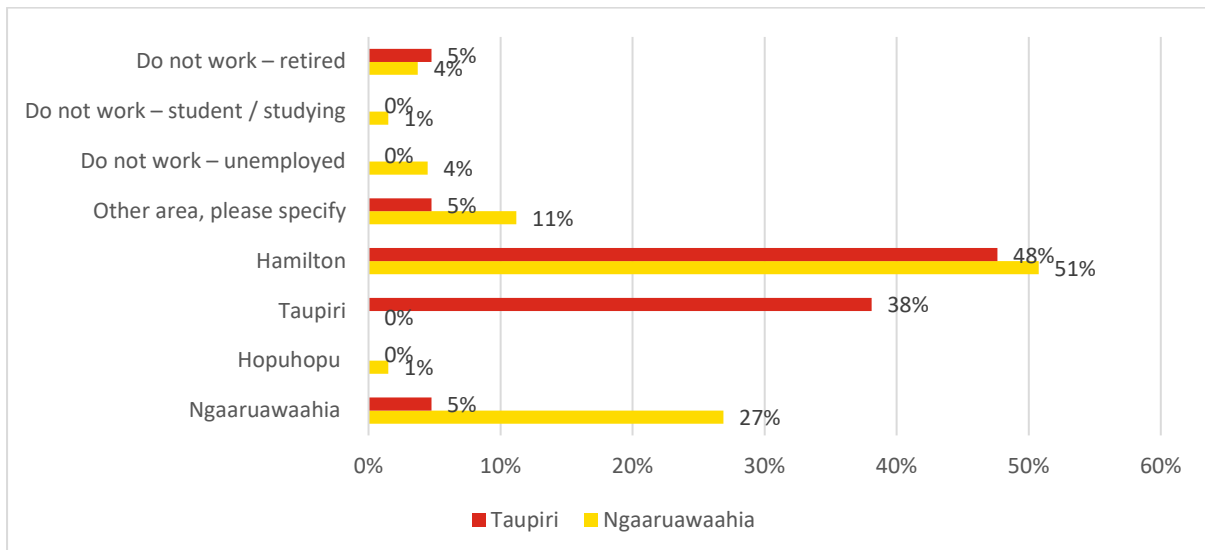
- 46% of the Ngaaruawaahia respondents indicated they have been residing within the Ngaaruawaahia area for 0-5 years, with 20% of the Ngaaruawaahia respondents residing within the area for 20 years+.
- 38% of the Taupiri respondents indicated that they have been residing within the Taupiri area for 0-5 years and 20 years+.

What is your residency status?



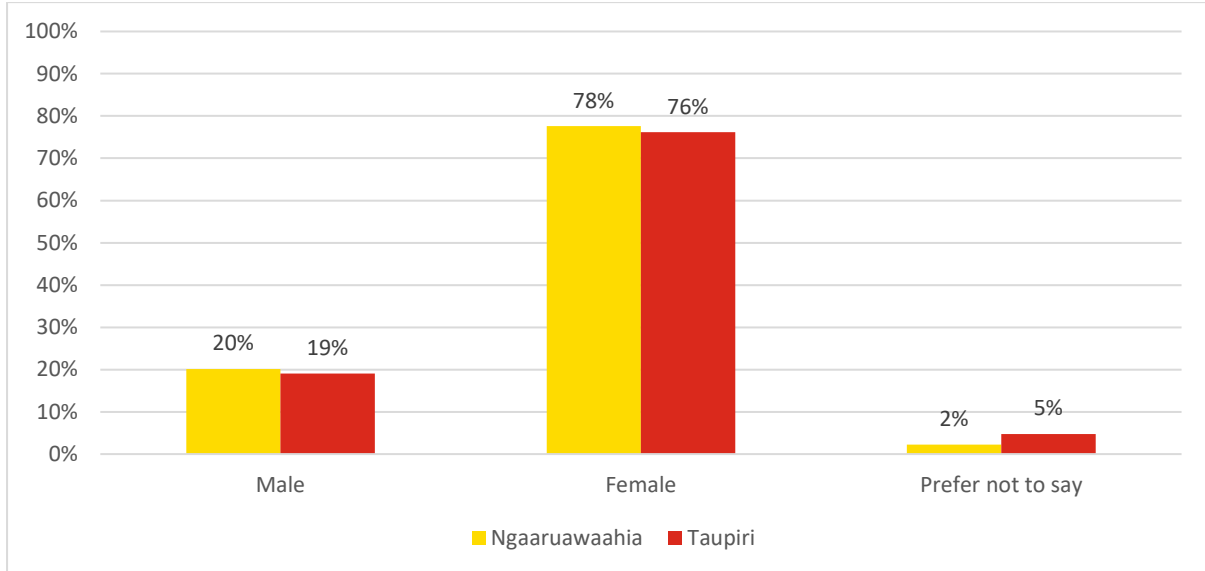
- Most of the respondents own their properties (Ngaaruawaahia – 84% and Taupiri – 86%).

Where do you work?



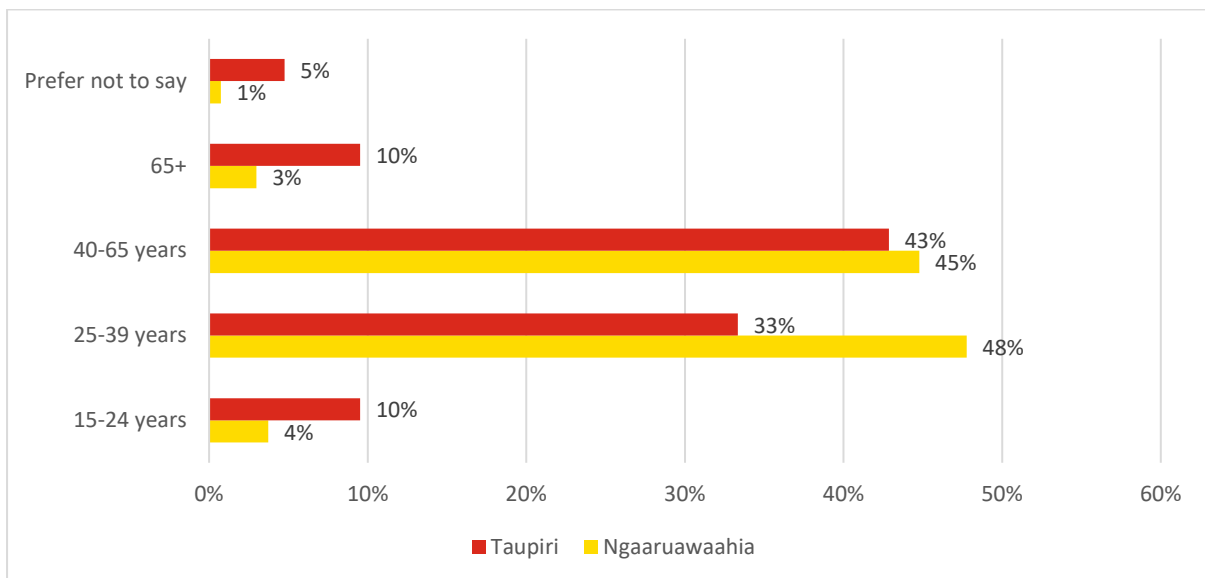
- Most of the Ngaaruawaahia respondents indicated that they work in Hamilton (51%) or Ngaaruawaahia (27%)
- Most of the Taupiri respondents indicated that they work in Hamilton (48%) or Taupiri (38%).

Please indicate the gender you identify with.



- Most of the respondents identified as being female for Ngaaruawaahia (78%) and Taupiri (76%).

Please indicate your age.

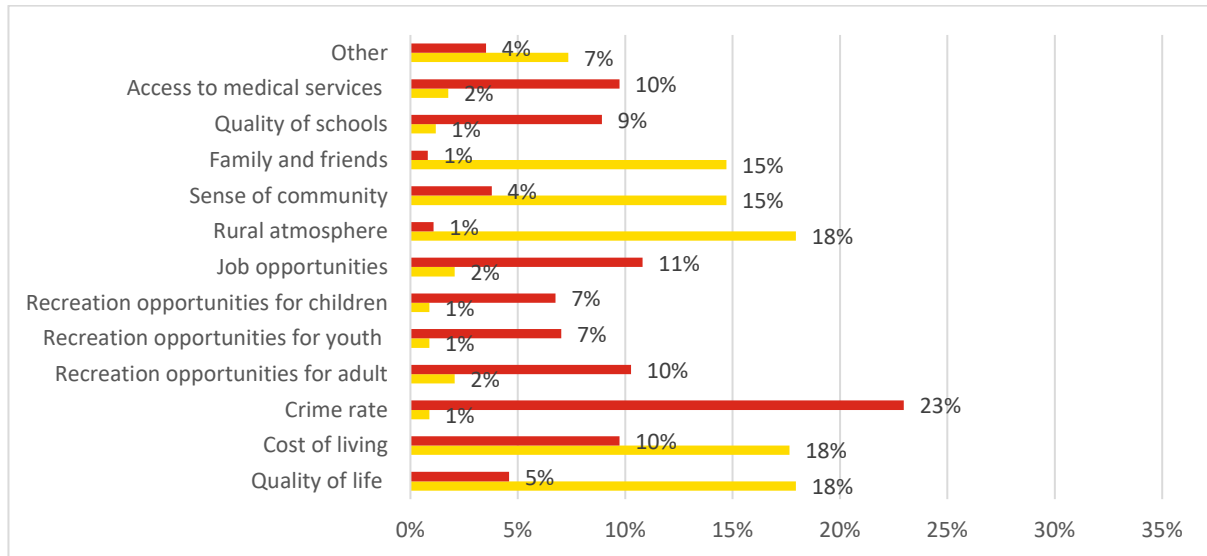


- Most of the Ngaaruawaahia respondents were aged 25-35 years (48%) and 40-65 years (45%), whilst most of the Taupiri respondents were aged and 40-65 years (43%) and 25-35 years (33%).

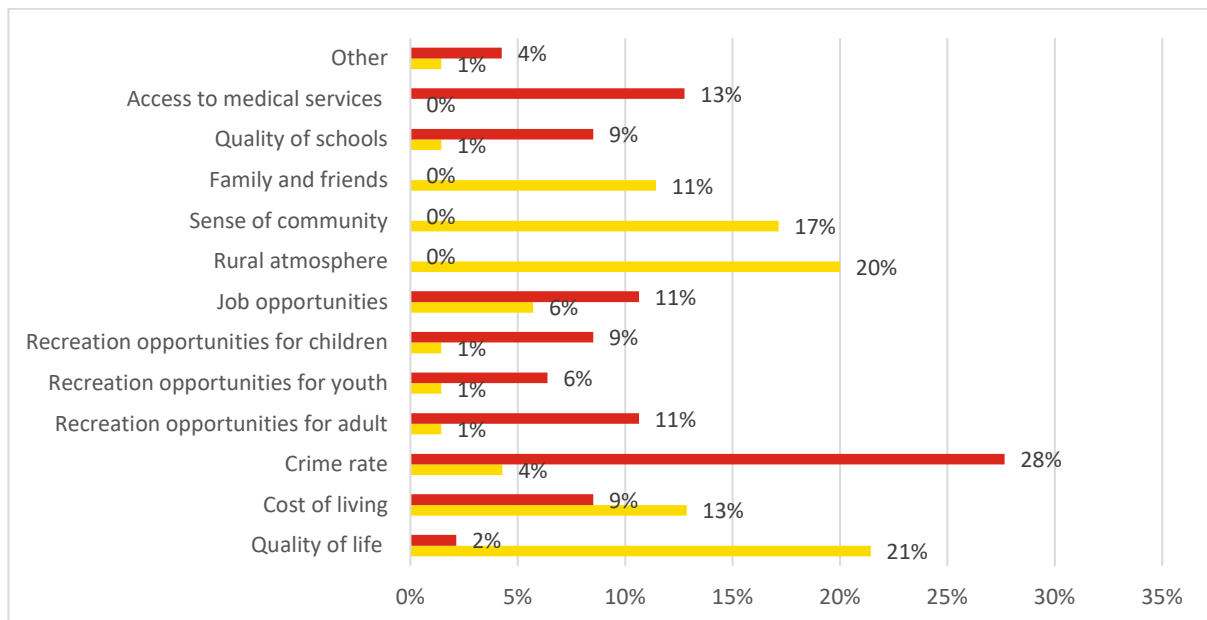
3.2 Community Characteristics

- What are your reasons for choosing to live and/or work in the Ngaaruawaahia / Taupiri area
- What aspects would discourage you from staying/working in the Ngaaruawaahia / Taupiri area

Ngaaruawaahia



Taupiri

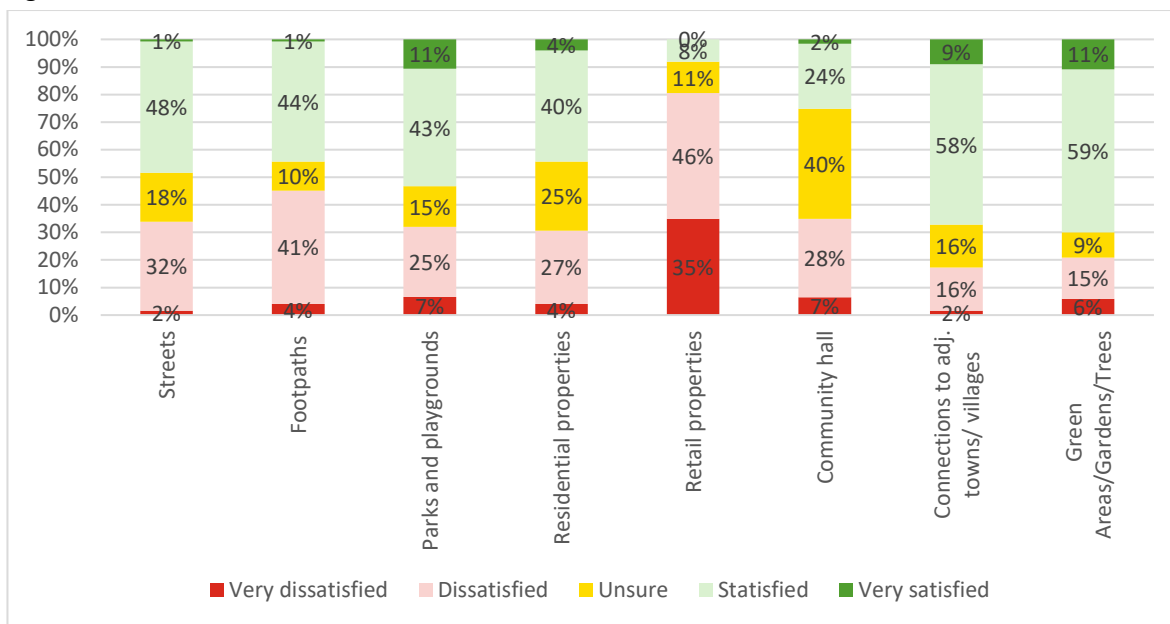


- Most of the Ngaaruawaahia respondents choose to live and/or work in Ngaaruawaahia for the quality of life (18%), cost of living (18%) and rural atmosphere (18%) the town provides, although crime rate (23%) is a big concern and discourages respondent to stay/work in Ngaaruawaahia.
- Similarly, most of the Taupiri respondents choose to live and/or work in Taupiri for the quality of life (21%), rural atmosphere (20%) and sense of community (17%) the town provides, although crime rate (28%) is a big concern and discourages respondent to stay/work in Taupiri.

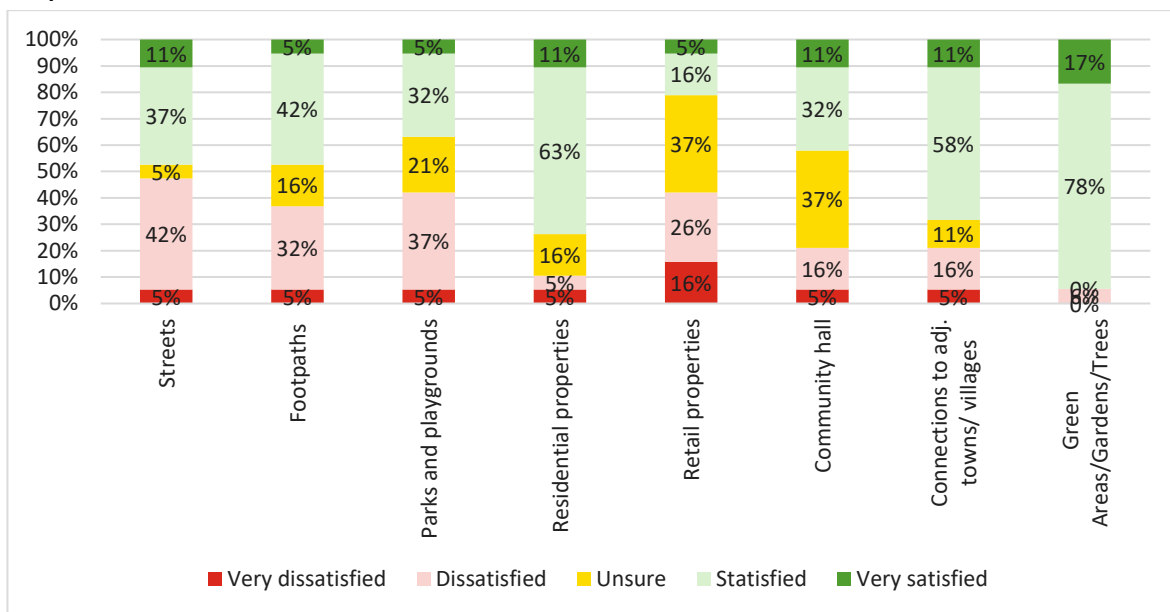
3.3 Community Services

How satisfied are you with the condition of the following in your community?

Ngaaruawaahia



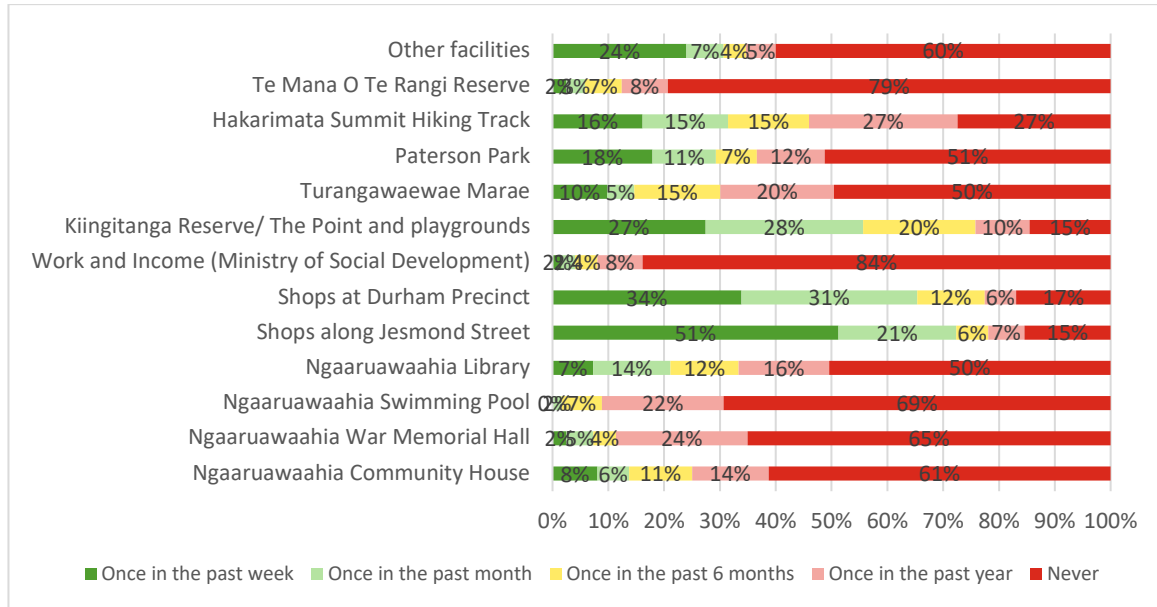
Taupiri



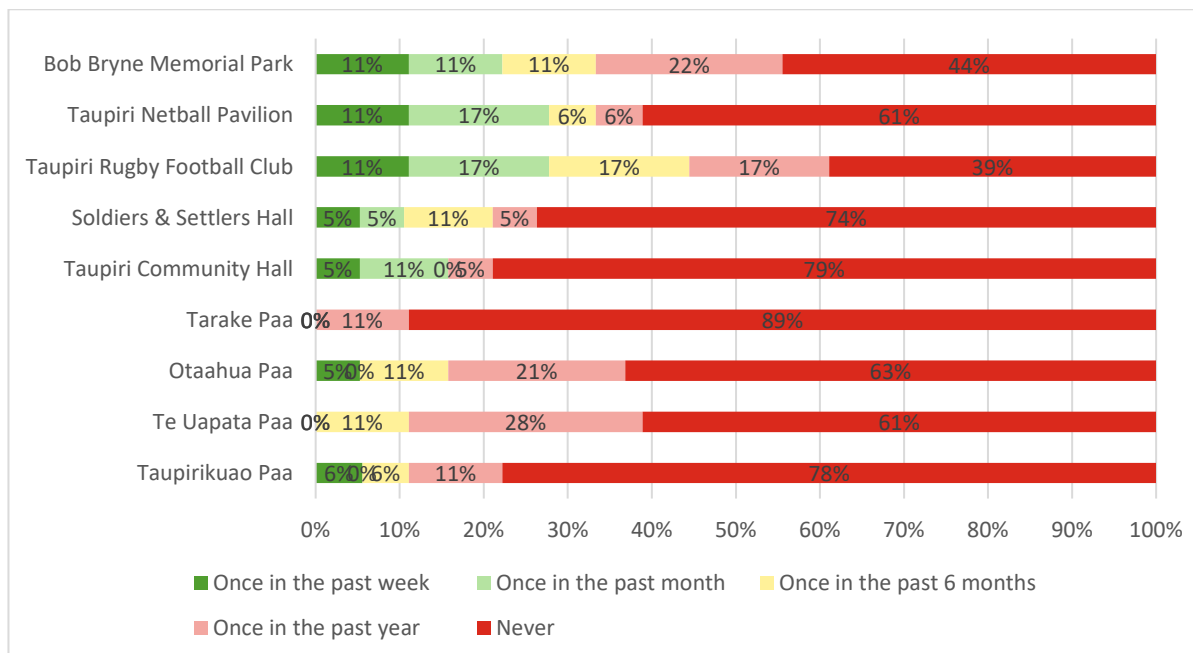
- Most of the Ngaaruawaahia respondents are very dissatisfied (35%) or dissatisfied (46%) with the current retail properties within Ngaaruawaahia (81% of respondents in total).
- 16% of the Taupiri respondents are very dissatisfied with the retail properties in Taupiri and 37% dissatisfied are with the parks and playgrounds in Taupiri.

How frequently do you visit/make use of the following services?

Ngaaruawaahia



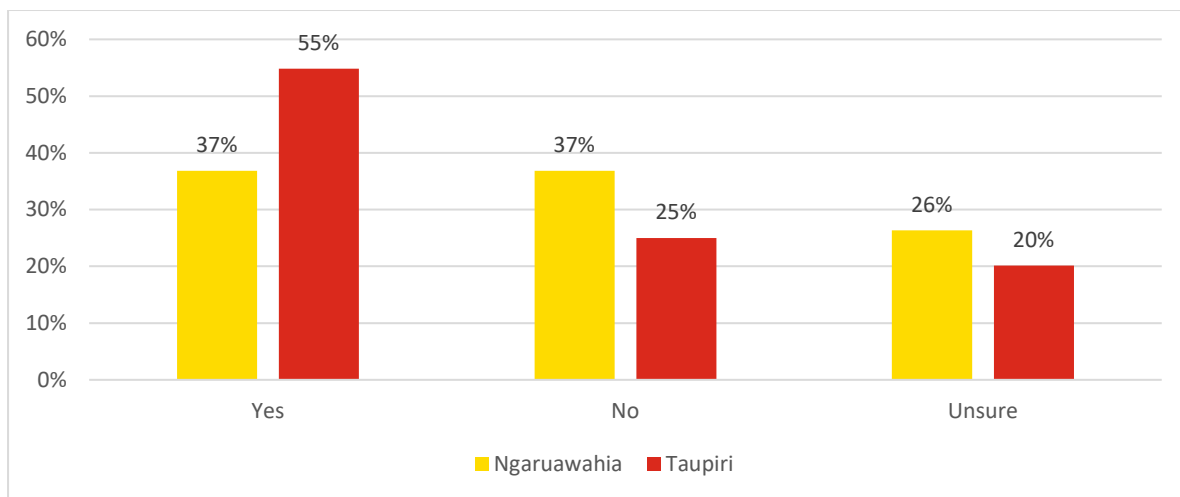
Taupiri



- Ngaaruawaahia respondents most frequently visit (once in the past week) the shops along Jesmond Street (51%), the shops at the Durham Precinct (34%) and the Kiingitanga Reserve/The Point and playgrounds (27%). Ngaaruawaahia respondents least visit (never) Work and Income (84%) and the Te Mana O Te Rangi Reserve (79%).
- Taupiri respondents most frequently visit (once in the past week) the Taupiri Rugby Football Club (11%), Taupiri Netball Pavilion (11%) and the Bob Bryne Memorial Park (11%). Taupiri respondents least visit (never) the Taraheke Paa (89%) and Taupiri Community Hall (79%).

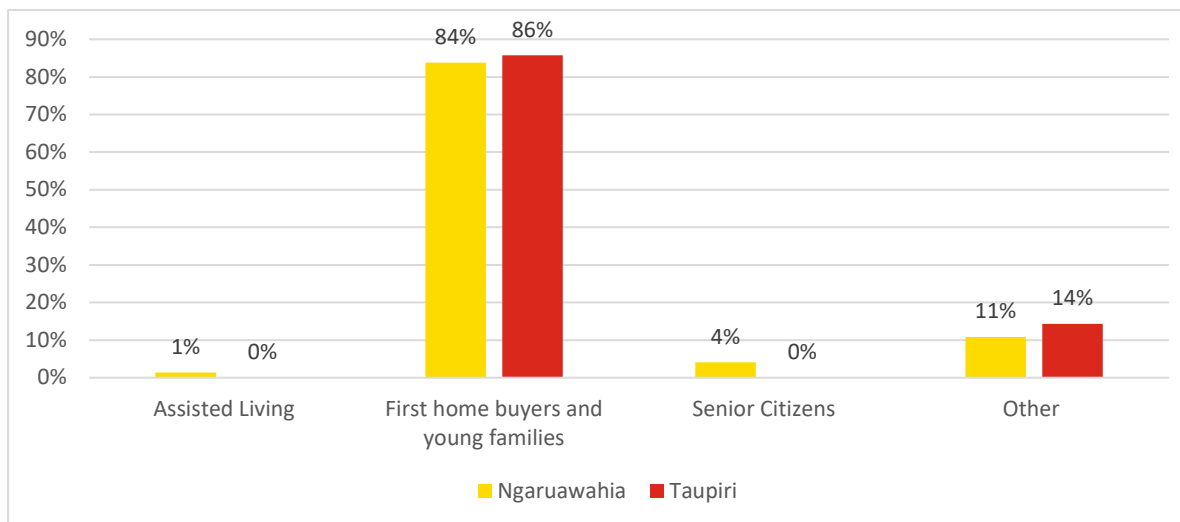
3.4 Residential Development

Do you feel there is a shortage of affordable housing in the area?



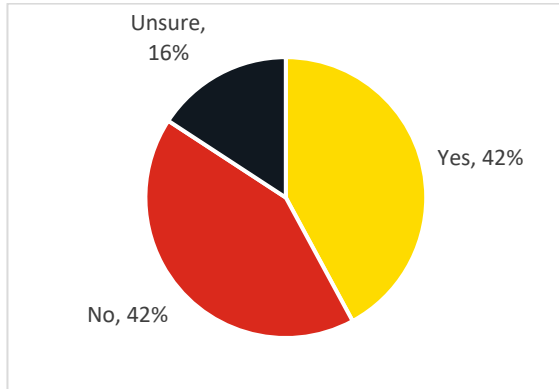
- 37% of Ngaaruawaahia respondents feel there is a shortage of affordable housing in the Ngaaruawaahia area.
- 55% of Taupiri respondents feel there is a shortage of affordable housing in the Taupiri area.

If yes, what segments of the population do you feel are most affected?



- Ngaaruawaahia respondents who feel there is a shortage of affordable housing indicated first-home buyers and young families (84%) as being most affected.
- Similarly, Taupiri respondents who feel there is a shortage of affordable housing indicated first-home buyers and young families (86%) as being most affected.

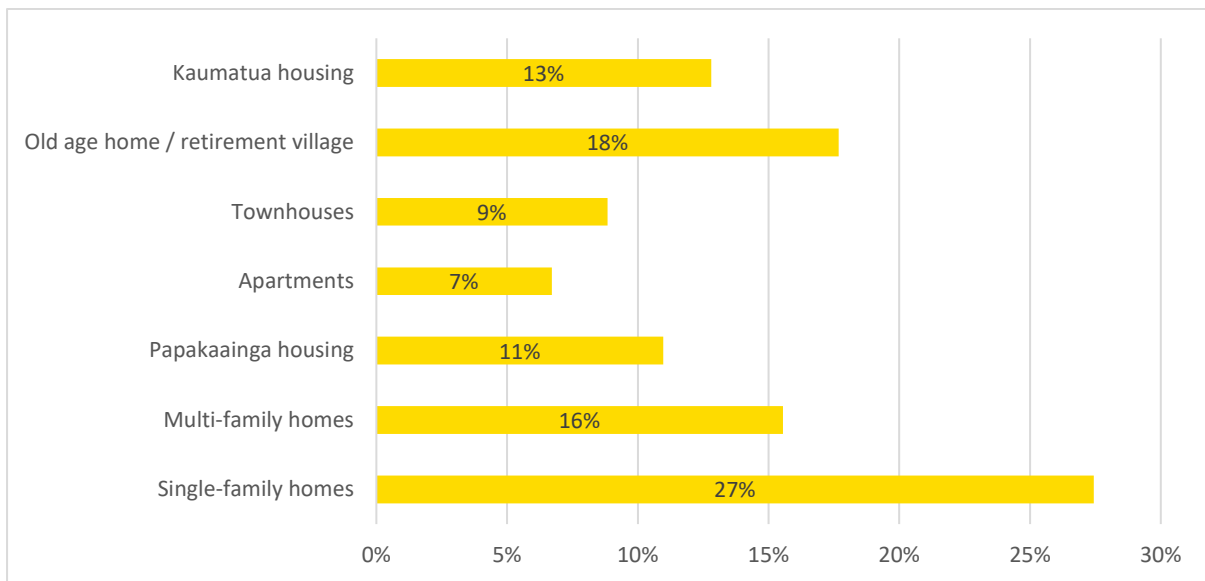
Would you support an increase the residential density within the **Taupiri** area to allow for medium-density (25-35 dwelling units/ha) development?



Taupiri

Taupiri Respondents are divided on increased residential densities, with 42% in support of higher densities and 42% against density increases.

Which type of housing development is needed in the **Ngaaruawaahia** area?

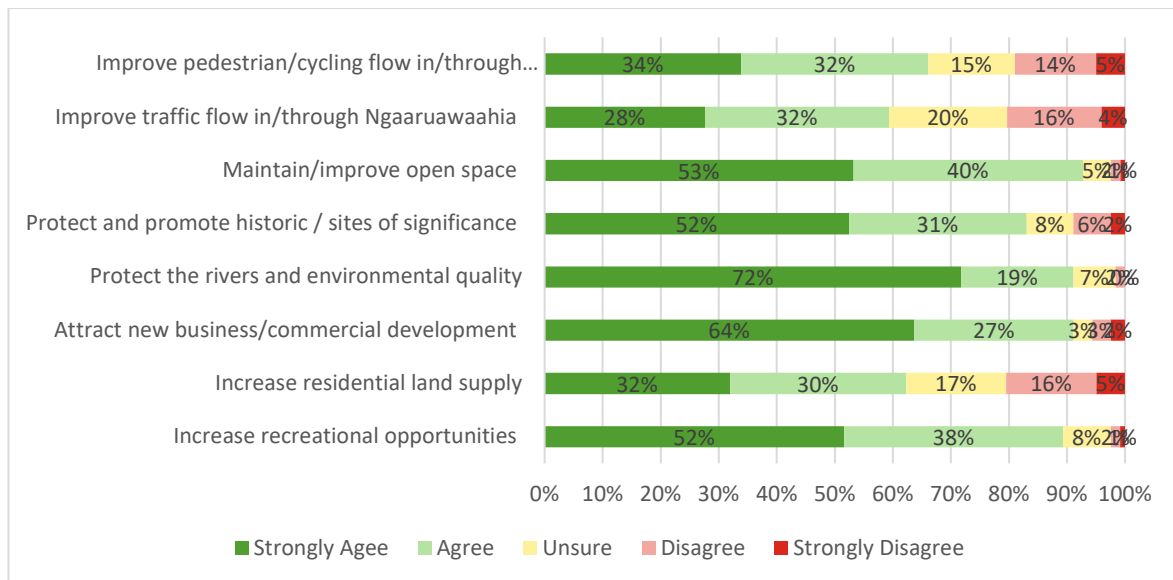


- Most of Ngaaruawaahia respondents identified single-family homes (27%) as the main type of housing needed to be developed with Ngaaruawaahia.

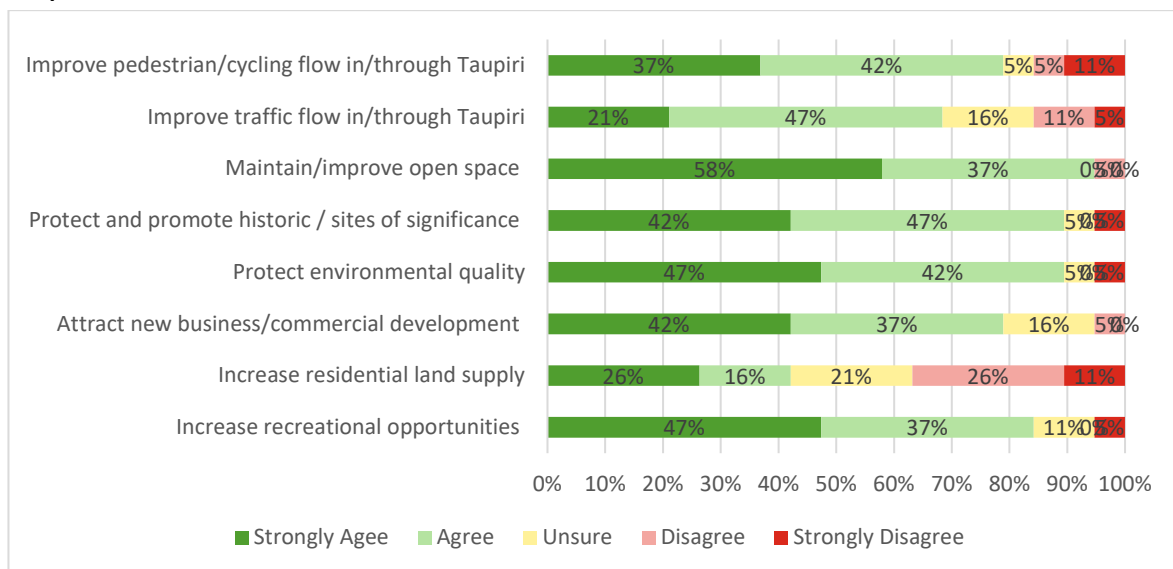
3.5 Growth And Development

Over the next five years, Ngaaruawaahia and Taupiri should:

Ngaaruawaahia



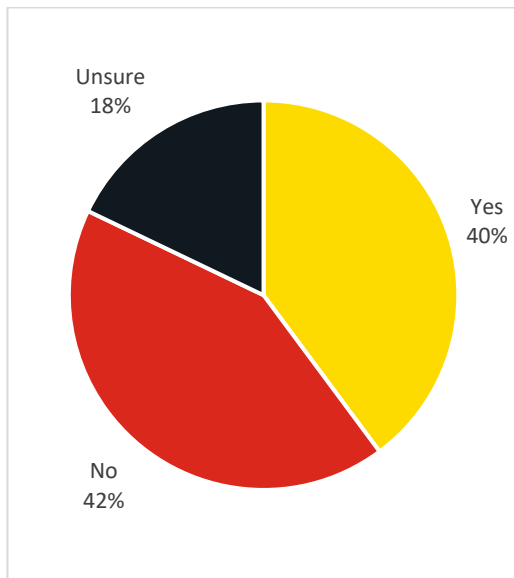
Taupiri



- 72% of Ngaaruawaahia respondents indicated that over the next five years it is very important to protect the rivers (Waikato and Waipa) and environmental quality of the area.
- 58% of Taupiri respondents indicated that over the next five years it is very important to maintain / improve the open spaces in the Taupiri area.

3.6 Road and Rail Safety

Question T9: When driving/walking/cycling on the local roads within Ngaaruawaahia, are there any **intersections/ road crossings** that are of concern to you?

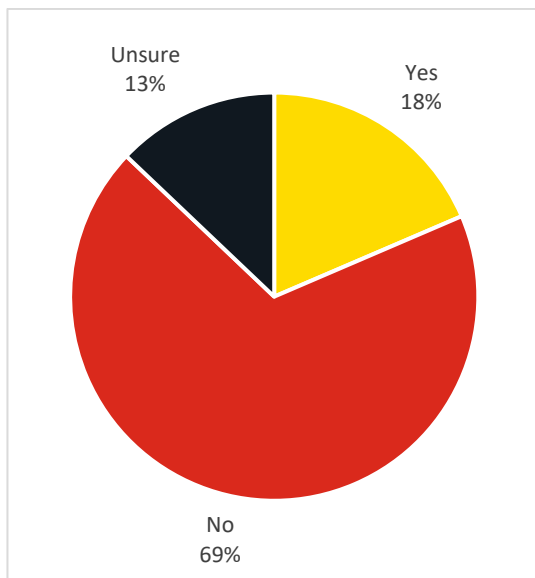


Ngaaruawaahia

40% of Ngaaruawaahia respondents indicated that they are concerned about intersection/road crossings while walking/driving around town. Some of the intersections highlighted are a concern include:

- Princess street/Great South Road
- Havelock road/Ngāruawāhia Road
- The turn off from Hakarimata Road onto Riverside Way
- Herschel street by the kindergarten
- Old Taupiri Road/ Great South Road
- Crossing Waingaro Road to Hakarimata Road (intersection)

Question T11: Are you concerned about any railway crossings within the Ngaaruawaahia area?



Ngaaruawaahia

69% of Ngaaruawaahia respondents indicated that they are concerned about railway crossings within town.

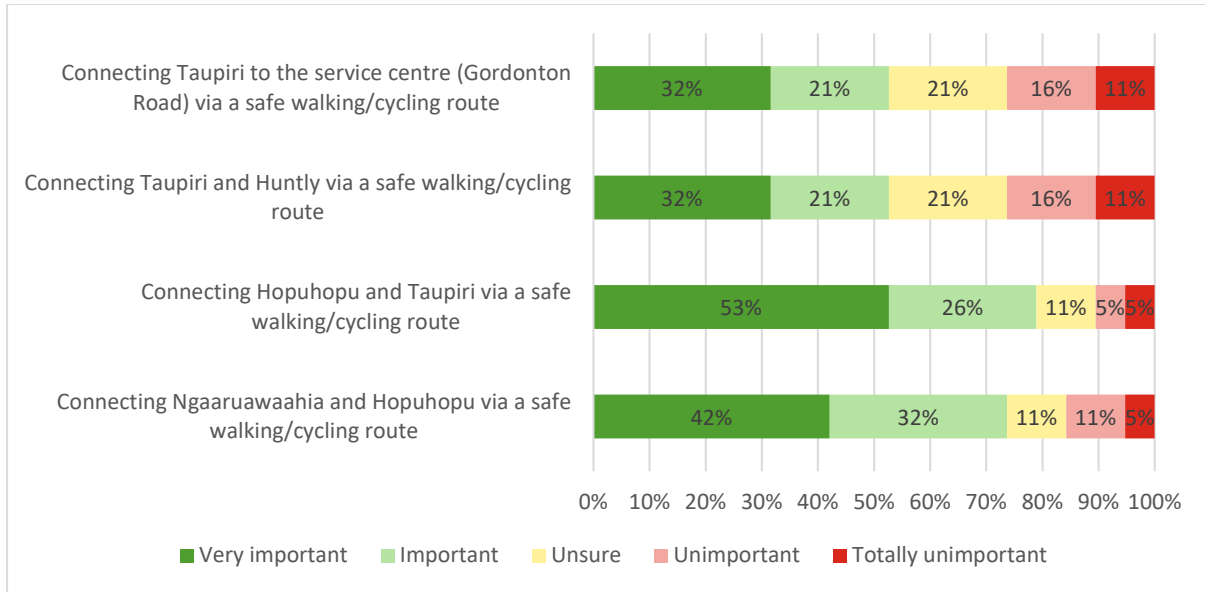
Some of the intersections highlighted as an area of concern (18%) include:

- The crossing by BP onto Ellery Street
- Havelock Road railway crossing
- The crossing at Princess Street
- Old Taupiri road
- Where the children jump off the rail bridge into the river

3.7 Walking/Cycling Connectivity

How important are the following Ngaaruawaahia, Hopuhopu and Taupiri-related walking/cycling routes/connections to you?

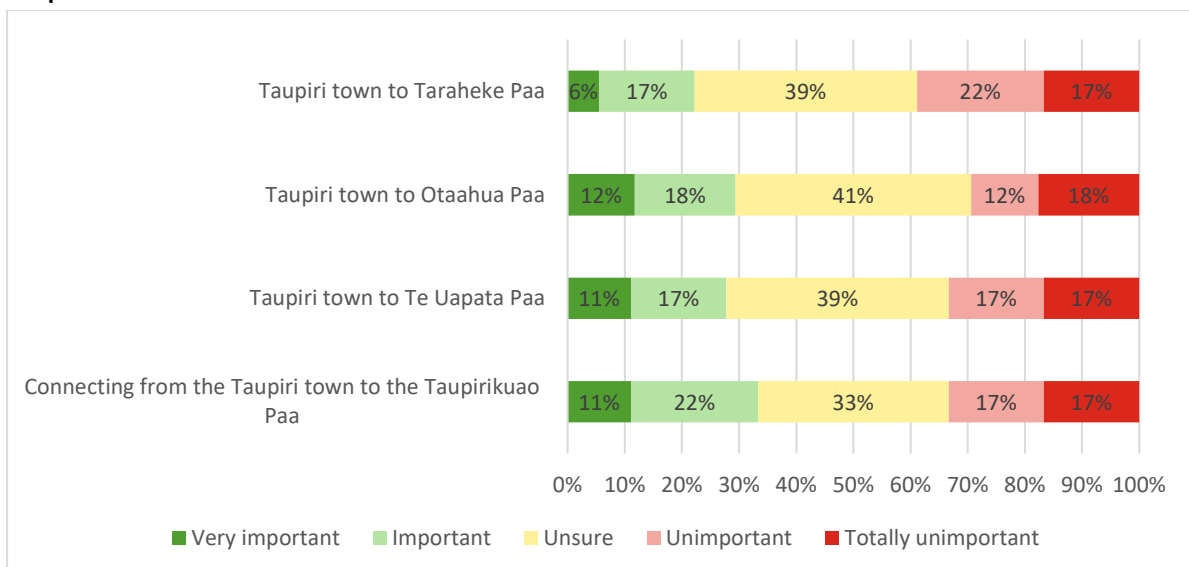
Taupiri



- Most Taupiri respondents (53%) felt it very important to have a safe walking/cycling connection between Taupiri and Hopuhopu.

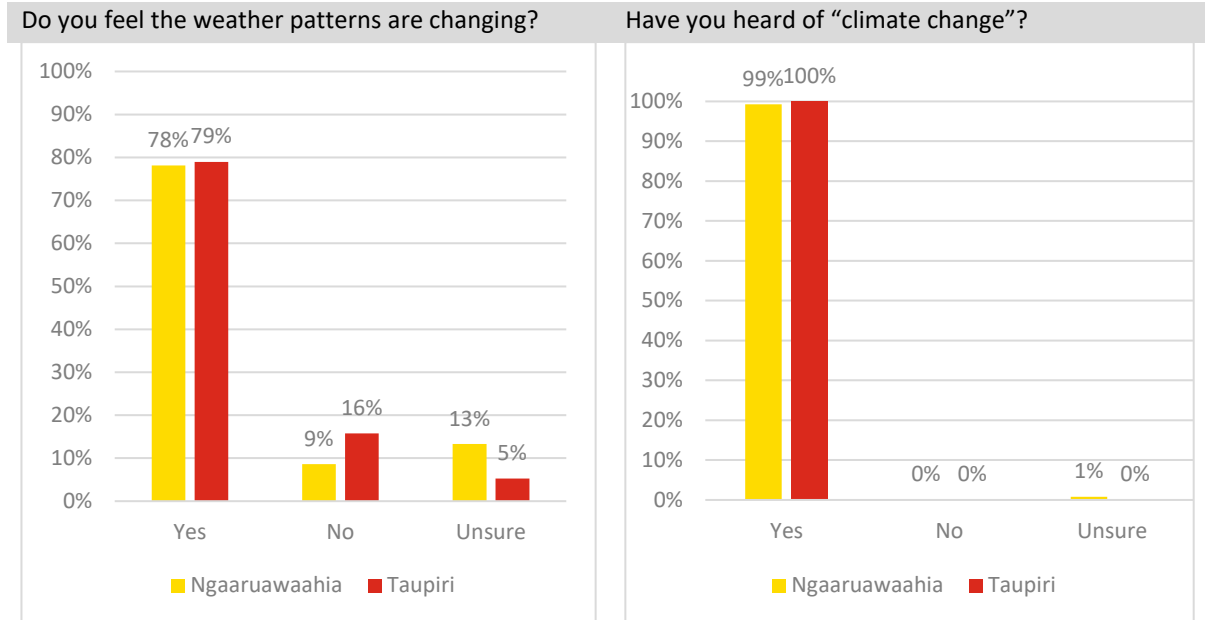
How important are the following **Taupiri** walking/cycling routes/connections to you.

Taupiri



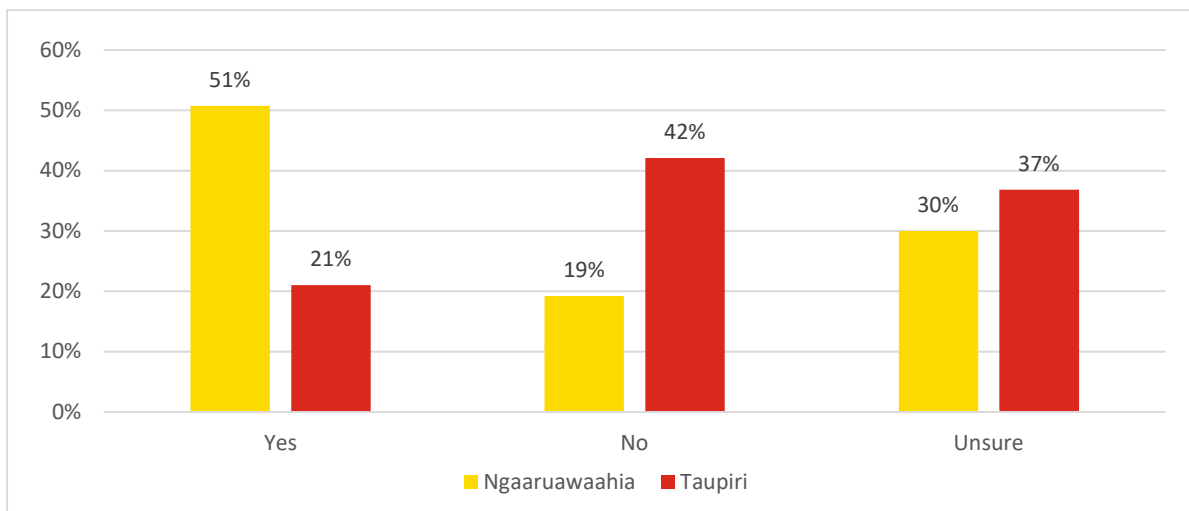
- 33% of Taupiri respondents indicated it was very important / import to have a walking/cycling connection from Taupiri to the Taupirikuaoo Paa.

3.8 Climate Change¹



- Both Ngaaruawaahia (78%) and Taupiri (79%) communities are aware of the changing weather patterns and climate change.

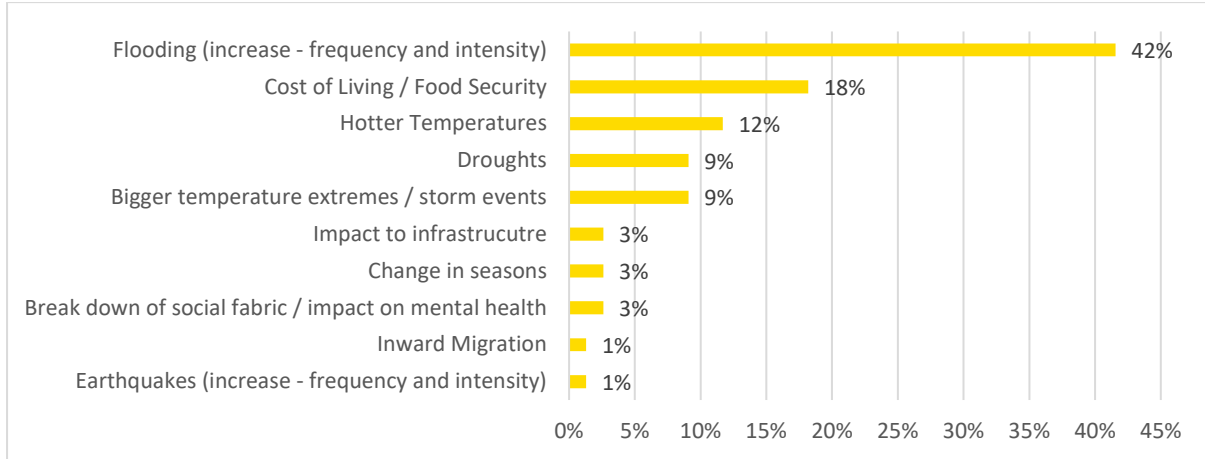
Do you think climate change is something that is affecting or is going to affect you, personally.



- 51% of Ngaaruawaahia respondents are concerned that climate change may affect their community or them personally, whilst 42% of Taupiri respondents feel climate change will not affect their community or them personally.

¹ The surveys were undertaken during the months of September and October 2022 and were not influenced by the Cyclone Gabrielle (February 2023) event.

What impacts, if any, do you think climate change may have on you or your community?

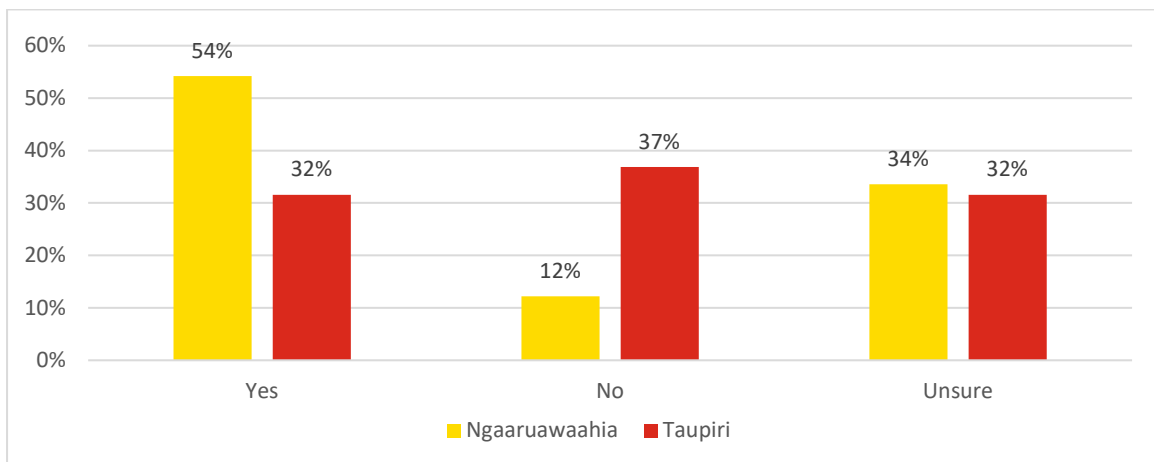


- 42% of the Ngaaruawaahia and Taupiri community is concerned that climate change will lead to more and frequent flooding events within Ngaaruawaahia and Taupiri.

Following are some general comments from the community regarding climate change effects:

- Flooding of our waterways, roads and properties.
- Water quality of our rivers.
- Stormwater infrastructure is at times unable to cope with heavy prolonged rain which results in surface flooding in some parts of Ngaaruawaahia.
- The river could get higher over time impacting on housing.
- Any climate change has an impact within a community, flooding, dry weather conditions, river flow, roading, bridges, increase of cars and trucks on our roads with the increase of slips and earthquakes etc. and puts extra pressure on our emergency services.

Do you think anything can be done to tackle climate change?



- 54% of Ngaaruawaahia respondents feel changes can be made to help tackle climate change, whilst 37% of Taupiri respondents feel nothing can be done.

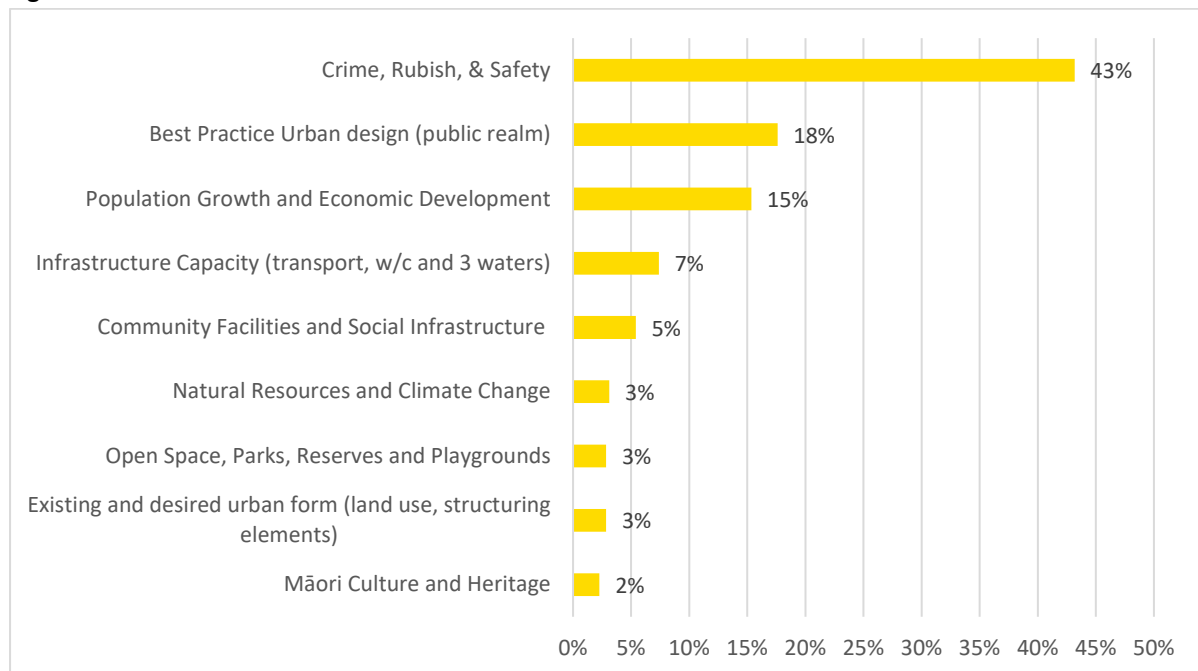
Following are some ideas form the community on what can be done to tackle climate change:

- Actually recycle stuff, push solar power.
- Being more conscious about waste in the community (better rubbish systems around town).
- Better recycling, less car use (which means better, more efficient travel options). Conserving water and electricity.
- Improve drainage to deal with what we know is coming – more rain. Also improve the ability to recycle, provide better public transport, make greener homes.
- Collaboration with all sectors and more funding for adaptation. Proactive Council policies to anticipate the impacts of climate change.
- Improved public transport access, improved connection to Auckland.
- Plant more trees, pest control on Haakarimata Ranges and no development on Haakarimata Ranges.

3.9 Issues And Opportunities

What are the three most **important issues** in your community?

Ngaaruawaahia

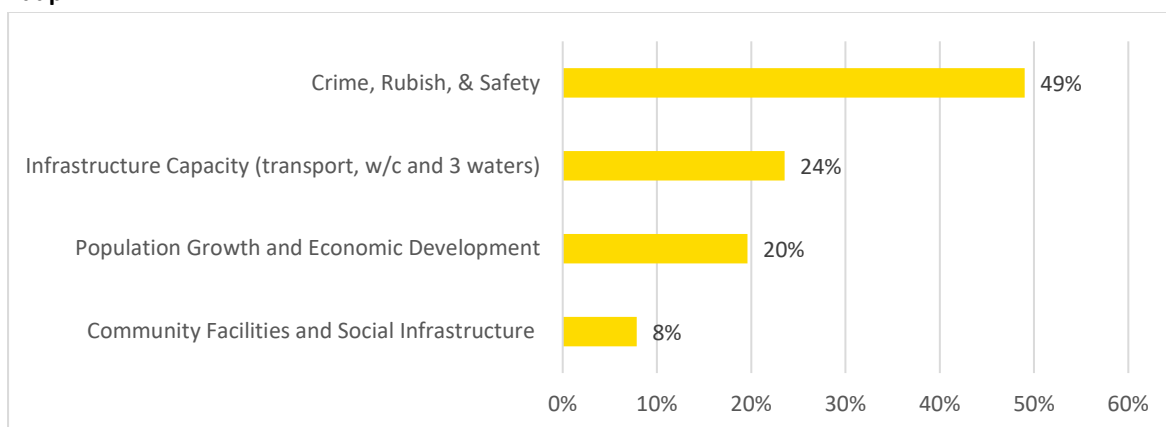


The issues/opportunities raised by the Ngaaruawaahia communities were themed as per the categories mentioned in Section1. From the themed categories, the main areas of concern/opportunities for the community relate to:

Theme	Community Input
Crime, rubbish and safety (43%)	<ul style="list-style-type: none"> • Tagging of commercial and residential property. • Feeling unsafe to walk around town, many things being stolen, kids beaten up. • Rubbish, we could do with more bin, a drop off point for recycling and repurpose items.

Theme	Community Input
Best Practice Urban design (public realm) (18%)	<ul style="list-style-type: none"> Upgrading the look of the town centre - its old and run down. Improving the appeal of Ngaaruawaahia so that residents can be proud of it. The roller doors in the Main Street look terrible, Tagging. Making the town shopping area desirable so we shop locally instead of always going to Hamilton.
Population growth and economic development (15%)	<ul style="list-style-type: none"> Support for our elderly in terms of housing etc. Having retail and commercial so you don't need to travel to Hamilton to access it. Housing (lack of it) - More affordable houses, lower rent. Lack of local jobs

Taupiri



The issues/opportunities raised by the Taupiri communities were themed as per the categories mentioned in Section 1. From the themed categories, the main areas of concern/opportunities for the community relate to:

Theme	Community Input
Crime, rubbish and safety (49%)	<ul style="list-style-type: none"> Tiding it up, getting rid of confetti, mowing people's lawns who can't afford to or don't have time to make it tidy. Making it safe for everyone. Overgrown plants/trees obstructing footpaths.
Infrastructure Capacity (transport, w/c and 3 waters) (24%)	<ul style="list-style-type: none"> Cycling path connection between Huntly and Ngaaruawaahia should be a cycle bridge at Taupiri. Easier access to and out of Taupiri center. Infrastructure - Zoning for growth (Residential & Commercial)
Population growth and economic development (20%)	<ul style="list-style-type: none"> Taupiri Community is growing rapidly and growth in infrastructure needs to be looked at e.g., Superette (4 Square or Super Value), Bakery, Cafe - Takeaways, After School Care, Community Room Hub - one day a week e.g., Doctor, Hearing Association, Earwax Removal, Physio, Eye check, WINZ. Affordable housing. Job opportunities.

Are there other **opportunities/improvements** that could make a difference in your community?

Theme	Community Input
Ngaaruawaahia	<ul style="list-style-type: none"> Housing options, transport, cultural identity and development. A community garden. How about a multifunctional youth centre at the new Mana o te whenua reserve so our rangatahi have cool things to do.
Taupiri	<ul style="list-style-type: none"> More sports opportunities for youth Better public transport and infrastructure to support active modes of transport. Taupiri community is growing rapidly and growth in infrastructure needs to be looked at eg; Superette (4 Square or Super Value), Bakery, Cafe - Takeaways, After School Care, Community Room Hub - one day a week eg; Doctor, Hearing Association, Earwax Removal, Physio, Eye check, WINZ.

3.10 Favourite Places

What is your favourite place in Ngaaruawaahia, Hopuhopu, or Taupiri why?

- The parks/The Point and Durham Street Precinct - best community feel.
- I do love leaving Hamilton at the end of a workday and arriving back to the nicer feel of the non-seaside resort town of Ngaaruawahia.
- The river is a beauty.
- Turangawaewae Marae, it's a historic site and home to me and many.
- My home - because it gave me the opportunity to be a homeowner and I get to walk my dogs in a friendly, safe part of town.

4 NGAARUAWAAHIA TOWN CENTRE

The following feedback relates to the Ngaaruawaahia Town Centre, which includes Jesmond Street as the main activity street, the Durham Precinct, Kiingitanga Reserve, and The Point. Please see the map to the right indicating the Town Centre area of assessment.



4.1 Town Centre Characteristics

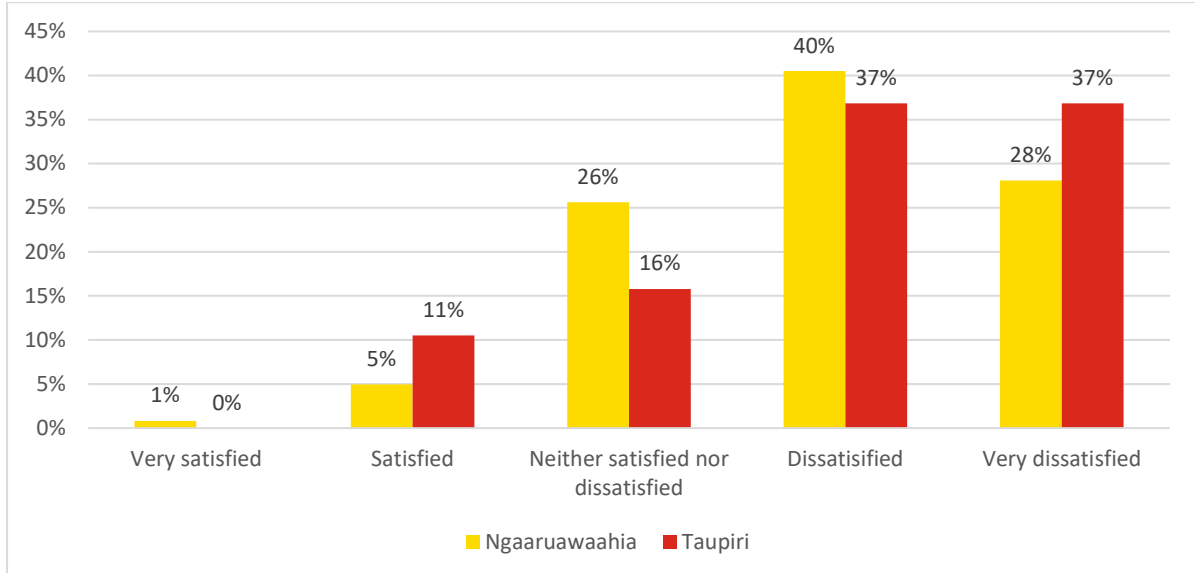
What do you like most about the Ngaaruawaahia Town Centre?

- The people. Everyone is always friendly.
- Good sense of community, everyone's nice. Most shops that I use are in the town centre
- Durham Precinct is very cool, love the open-air space and places to sit, bright and colourful and clean. Kept in good condition and usually busy and bustling.
- Not busy and most people are friendly no begging and most shops that are needed.
- The gardens are always pretty and tidy.
- The Durham Street Precinct has brought a lot of community feel back to Ngaaruawaahia; The Library is also a massive central hub.
- Locals know the ins and outs. Shopkeepers are great. Like the openness of the streets.
- It's comfortable and accepting of all.
- The wide roads and lots of free parking.
- The old historical buildings. It's a shame the Waipa hotel got burned down and is just sitting broken.
- Small and walkable.

What do you dislike most about the Ngaaruawaahia Town Centre?

- Lack of shops. Supermarket could be bigger.
- The hotel that's burned. The shops that are closed - it looks bad like we can't attract businesses to come to Ngaaruawaahia. We should encourage and provide opportunities for people who live in Ngaaruawaahia to rent and own these shops.
- Unfortunately, due to the state of the town and lack of retail stores there is not much I like about the Town Centre. I only visit New World and that is only when I am desperate as the New World Shop itself is not user friendly. I do frequent the Durham Precinct regularly for coffee, cake and takeaways. There is always a nice atmosphere there and the store owners are super friendly.
- How rundown the buildings are. Looks like a town that is going backwards.
- The graffiti and boarded up windows, smashed windows in shops.
- Paint over the windows of the corner kids community shop in town which seems dormant now. The town is looking tired and uncared for, mainly due to the exterior of shop fronts. Very sad and embarrassing for first impressions.
- The poor quality of the buildings - they are privately owned so not a lot Council can do re: enforcement but something needs to be done to beautify the town and make it more appealing. These buildings are historic - but if they aren't going to be maintained then they need to go.
- Feels unsafe, the gang house, graffiti, tired buildings, obvious lack of money put into properties, lack of variety of shops, no nice craft shops or coffee shops. Have to leave the centre to sit down with a cup of coffee. Durham Street Precinct is lovely. Why can't it all be like that?
- Wish there were more varieties of shops and services. Wish there was a bigger supermarket.

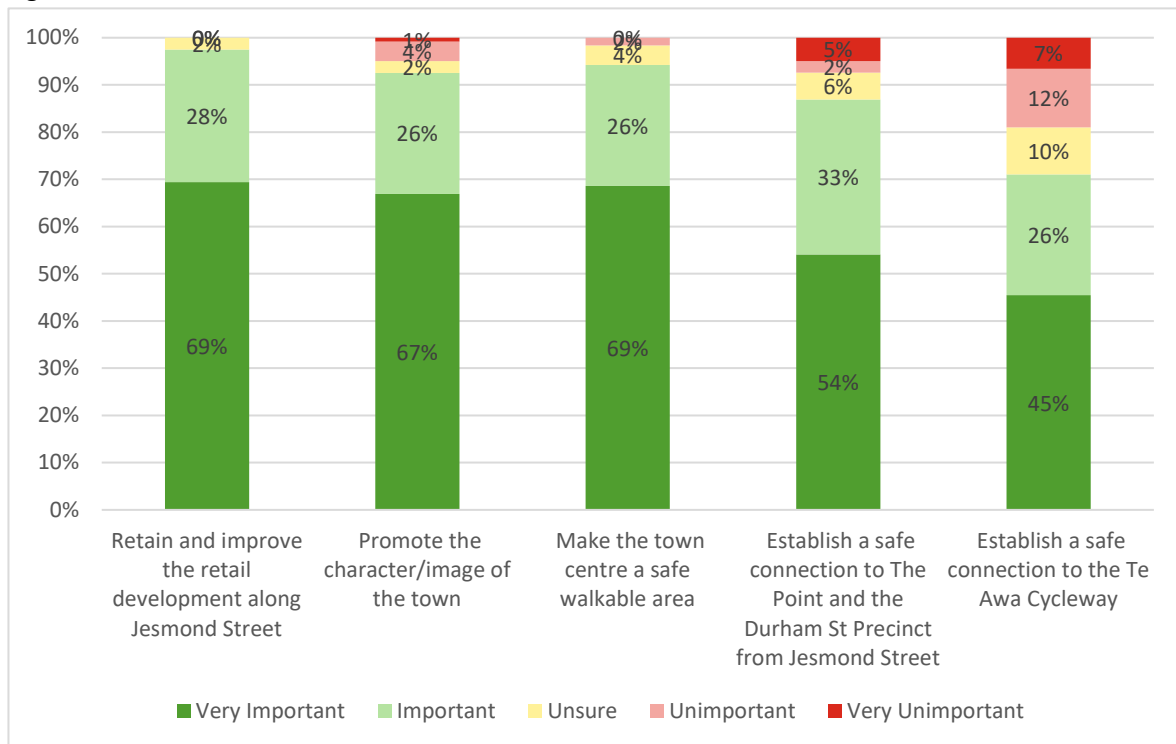
How satisfied are you with the overall look and feel of the Ngaaruawaahia Town Centre?



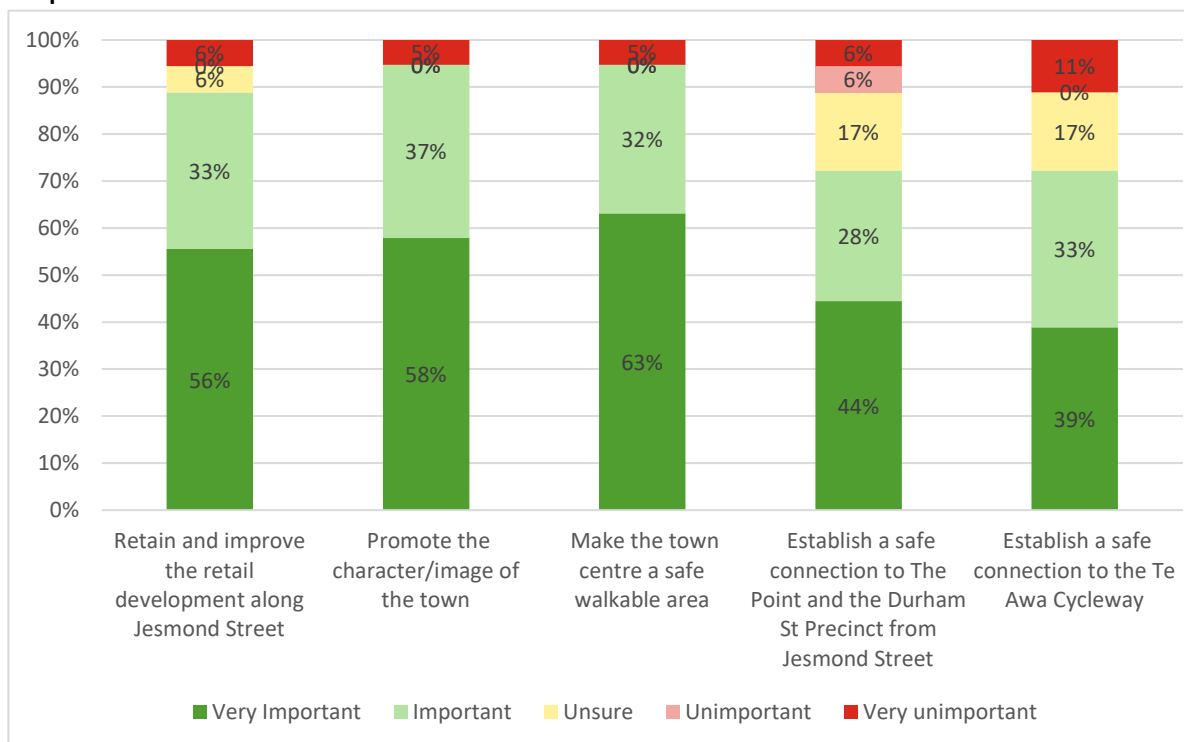
- Most of the Ngaaruawaahia respondents and Taupiri respondents indicated they are very dissatisfied or dissatisfied with the overall look and feel of the Ngaaruawaahia town centre.

How important are the following factors to the future of the Ngaaruawaahia Town Centre

Ngaaruawaahia



Taupiri



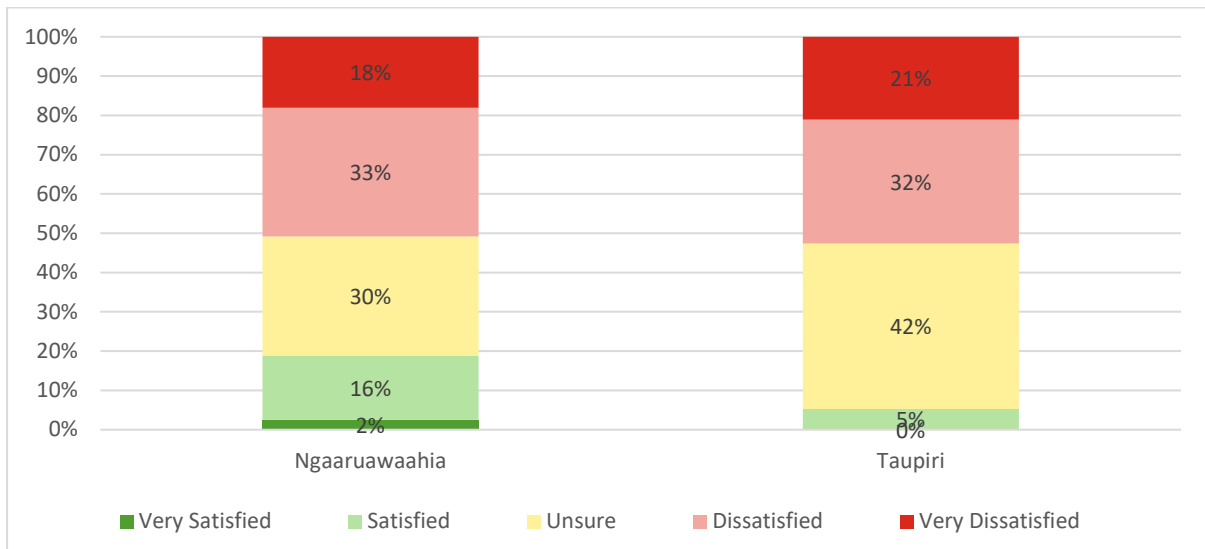
- Most of the Ngaaruawaahia (69%) and Taupiri (63%) respondents indicated making the town centre a safe walkable area is important to improve the town centre.

How do you imagine Jesmond Street (the main street of the Ngaaruawaahia Town Centre) looking in future?

- Having parking in town is great, the shops we need to attract are more boutique like. Making Ngaaruawaahia a destination stop now we aren't a through road anymore. No more dollar shops.
- More variety of shops.
- Nicely painted tidy maybe murals like Katikati.
- More like the Durham Precinct - bright and colourful with attractive and well-kept shops that will draw people into the town.
- Tidy, clean and more modern - not run down and outdated.
- More trees and more seating in the middle area. Full of art and colour with plenty of plants and more signage in Te Reo and representation of the town history & a recreation centre or a family-friendly gaming lounge for all.
- Reflect the history - look to towns like Morrinsville (the cows) why can't we implement something similar in Ngaaruawaahia that represents the rich Maori history.
- Vibrant. Reflecting the people of the area. Shops open. Spaces to sit and eat or meet up.
- Safe with new shops. Walkable and limited vehicular access.

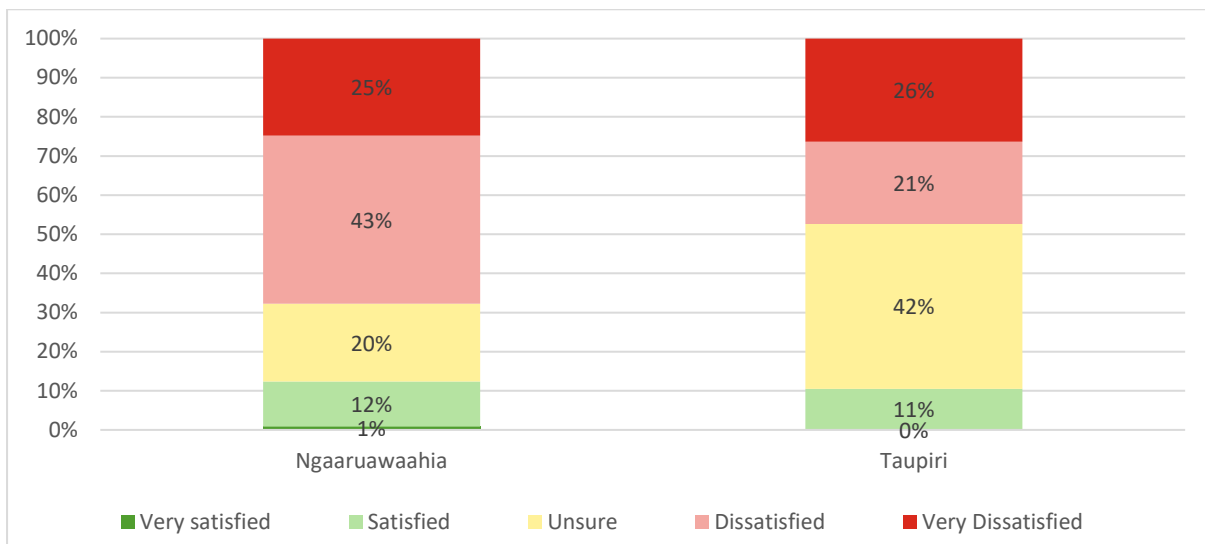
4.2 Commercial / Retail Development

How satisfied are you with the **QUALITY** of the existing retail services (shops) in the Ngaaruawaahia Town Centre?



- Most of the Ngaaruawaahia and Taupiri respondents indicated they are very dissatisfied or dissatisfied with the **quality** of the existing retail services (shops) located within the Ngaaruawaahia town centre.

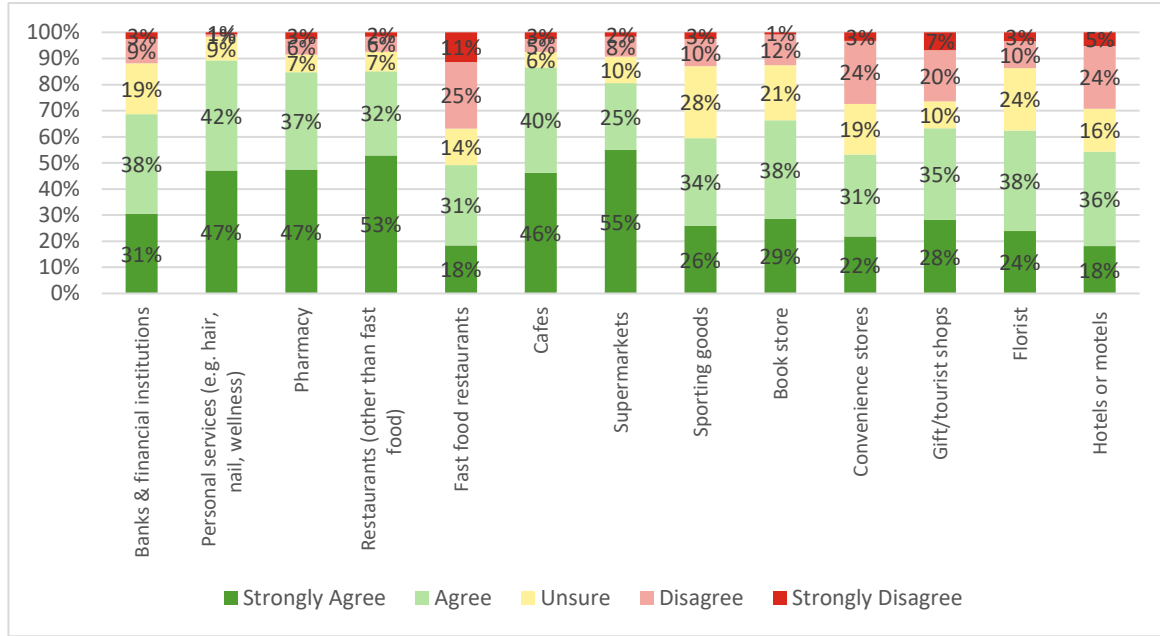
How satisfied are you with the **RANGE** of existing retail services (shops) in the Ngaaruawaahia Town Centre?



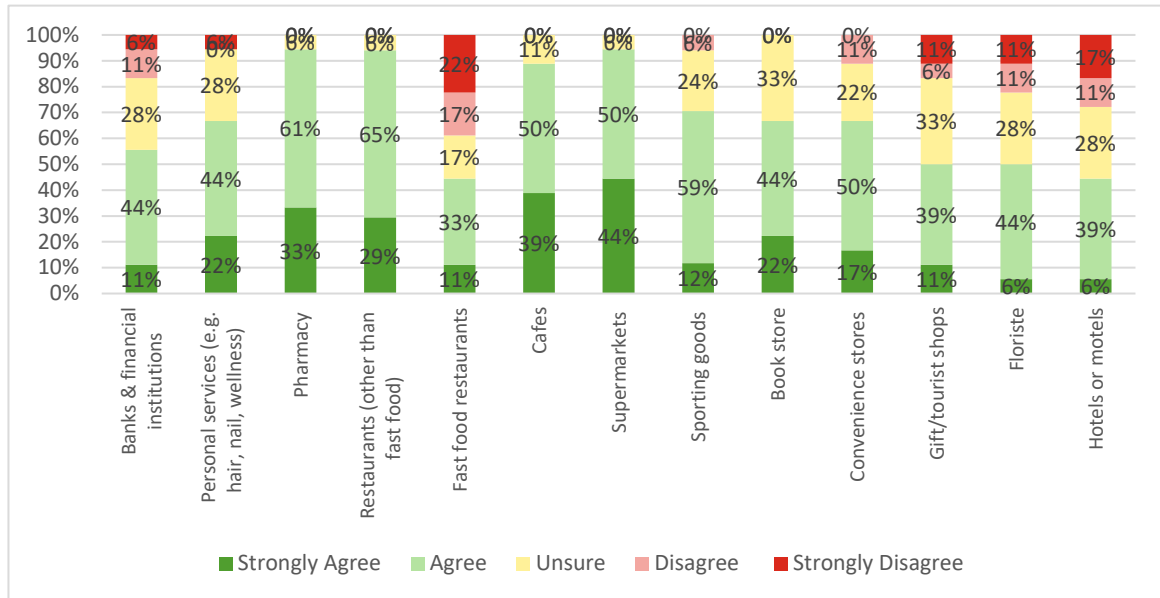
- Most of the Ngaaruawaahia and Taupiri respondents indicated they are very dissatisfied or dissatisfied with the **range** of the existing retail services (shops) located within the Ngaaruawaahia town centre.

These kinds of retail and supporting developments would be well placed in the Ngaaruawaahia Town Centre and Jesmond Street areas.

Ngaaruawaahia:



Taupiri:

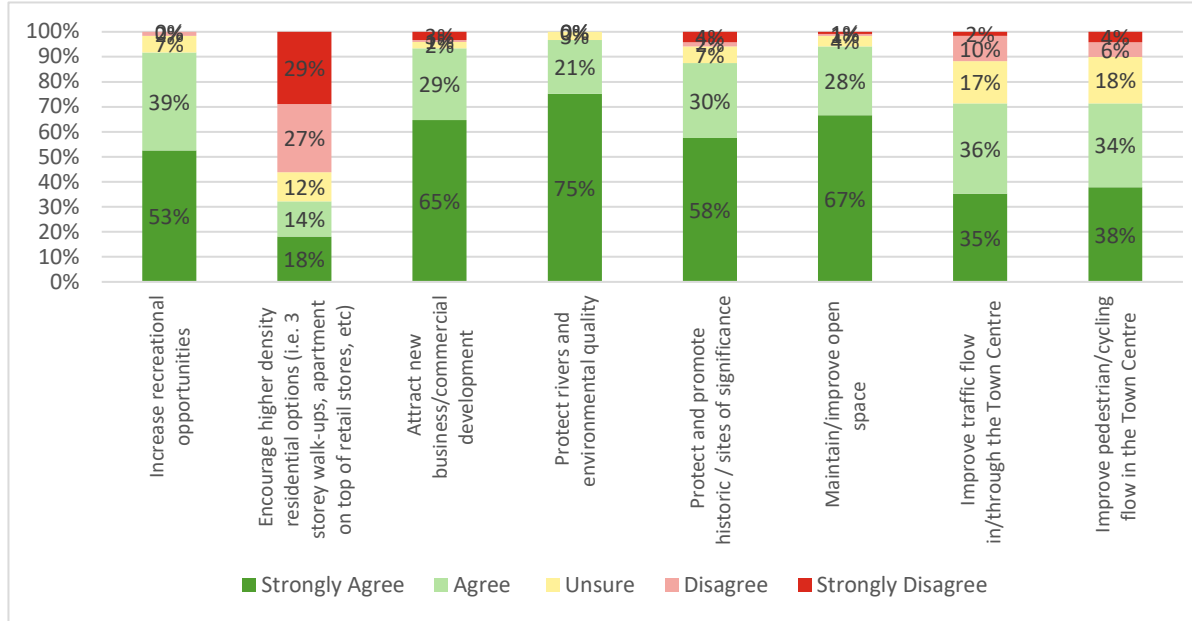


- Ngaaruawaahia respondents strongly agreed that the following retail and supporting developments would be well placed in the Ngaaruawaahia Town Centre and Jesmond Street areas: supermarkets (55%), restaurants other than fast food (53%), a pharmacy (47%) and personal services (47%).
- Taupiri respondents strongly agreed that the following retail and supporting developments would be well placed in the Ngaaruawaahia Town Centre and Jesmond Street areas: supermarkets (44%), cafes (39%), and a pharmacy (33%).

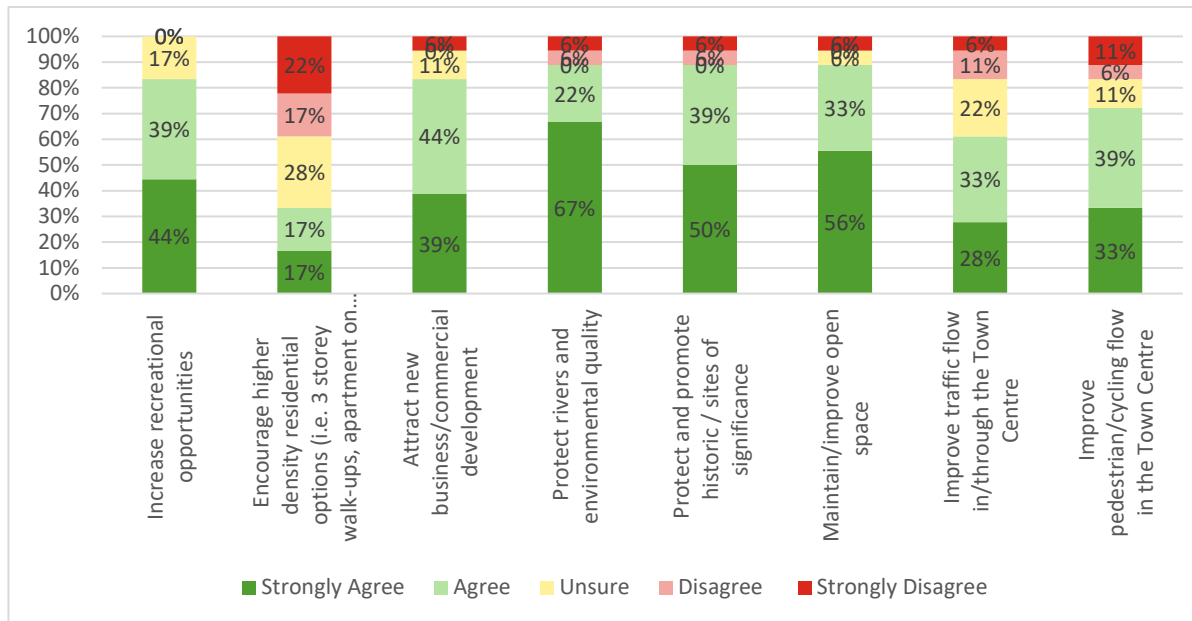
4.3 Growth And Development

Over the next 5 years, the Ngaaruawaahia Town Centre should:

Ngaaruawaahia:



Taupiri:

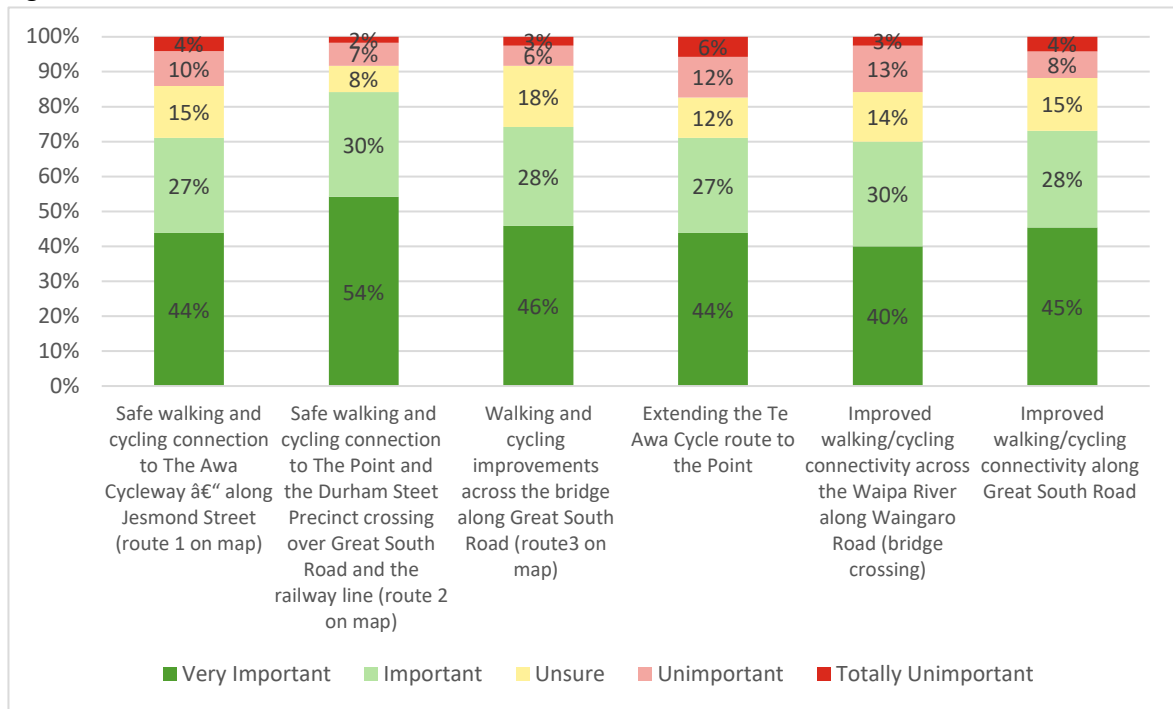


- Ngaaruawaahia respondents strongly agree that, over the next five years, the Ngaaruawaahia Town Centre should protect rivers and environmental quality (75%), maintain/improve open space (67%), and attract new business/commercial development (65%).
- Taupiri respondents strongly agree that, over the next five years, the Ngaaruawaahia Town Centre should protect rivers and environmental quality (67%), maintain/improve open space (56%) and attract protect and promote historic / sites of significance (56%).

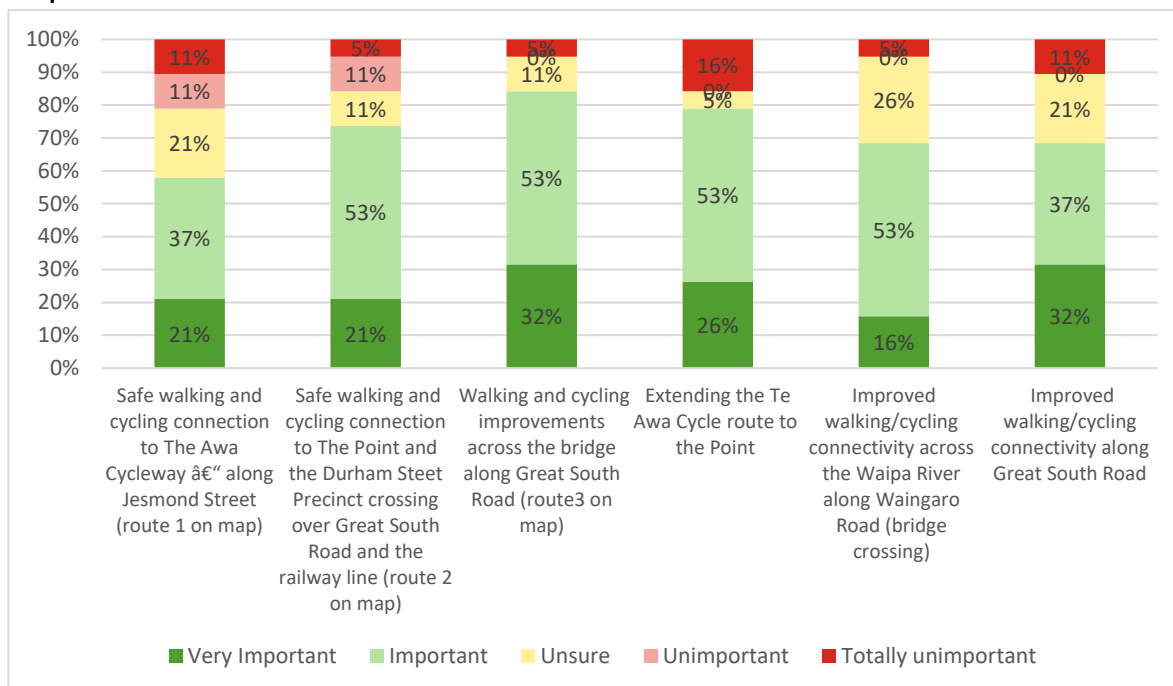
4.4 Connectivity

How important are the following routes to improve the connectivity of the Ngaaruawaahia Town Centre?

Ngaaruawaahia:

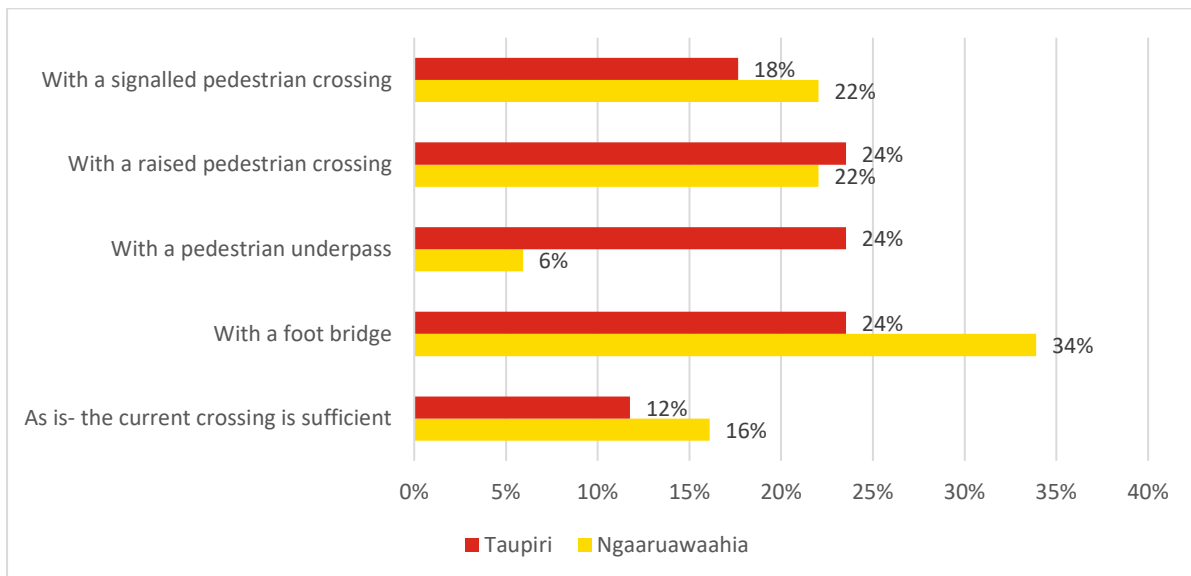


Taupiri:



- Ngaaruawaahia respondents strongly agree that following routes are important to improve the connectivity of the Ngaaruawaahia Town Centre,
 - Safe walking and cycling connection to The Point and the Durham Steet Precinct crossing over Great South Road and the railway line (54%).
 - Walking and cycling improvements across the bridge along Great South Road (46%).
- Taupiri respondents strongly agree that following routes are important to improve the connectivity of the Ngaaruawaahia Town Centre,
 - Walking and cycling improvements across the bridge along Great South Road (32%) and Improved walking/cycling connectivity along Great South Road (32%).
 - Extending the Te Awa Cycle route to the Point (26%).

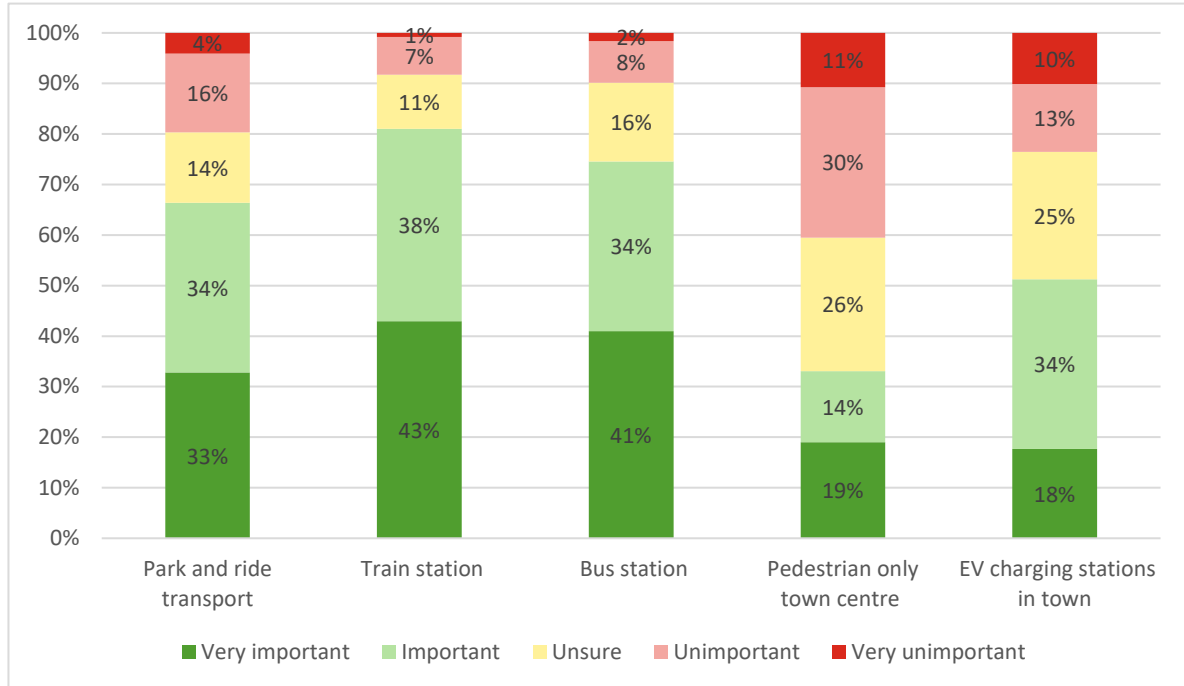
How do you think Jesmond Steet could best connect with the Durham Steet Precinct (noting you need to cross Great South Road and the railway line)?



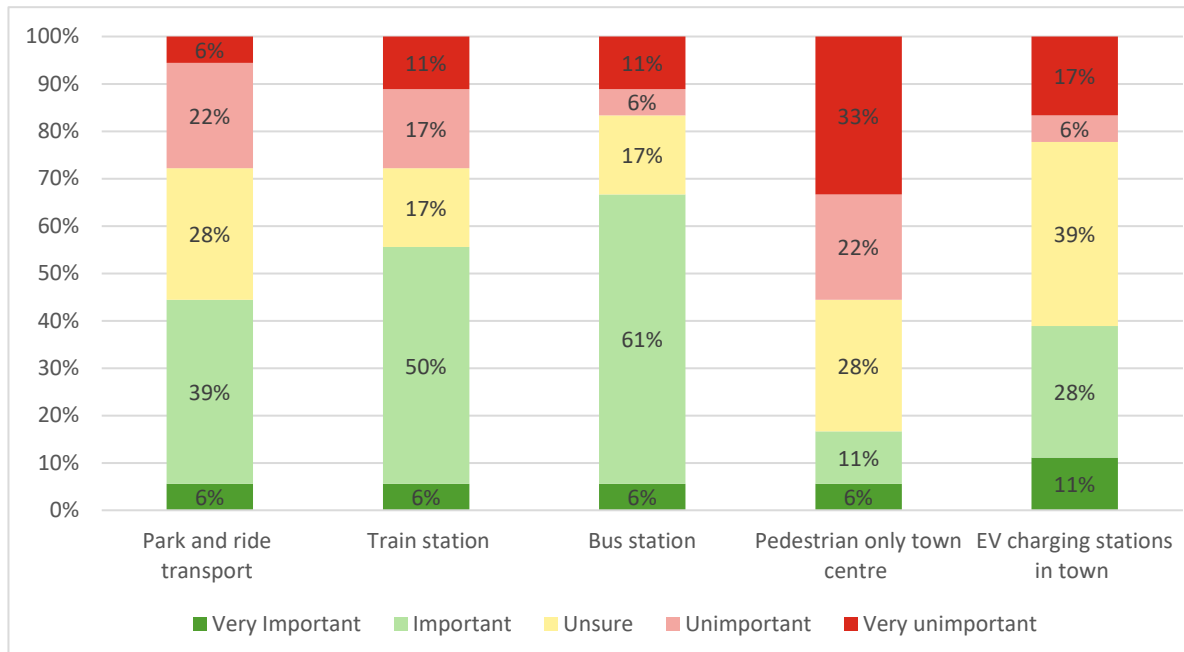
- Ngaaruawaahia respondents identified a foot bridge (35%) as the best option to connect Jesmond Steet with the Durham Steet Precinct (crossing Great South Road and the railway line).
- Taupiri respondents identified a foot bridge (24%) / pedestrian underpass (24%) or a raised pedestrian crossing (24%) as the best option to connect Jesmond Steet with the Durham Steet Precinct (crossing Great South Road and the railway line).

How important are the following future aspirations for the Ngaaruawaahia Town Centre?

Ngaaruawaahia:



Taupiri:



- Ngaaruawaahia respondents identified a train station (43%) and bus station (43%) as very important future aspirations for the town centre.
- Taupiri respondents identified a bus station (61%) and train station (50%) as important future aspirations for the Ngaaruawaahia town centre.

5 SUMMARY

The mana whenua and wider community surveys provided valuable insights regarding the issues and opportunities the community identified. This information will help inform the Ngaaruawaahia, Hopuhopu and Taupiri Structure Plan review and Ngaaruawaahia Town Centre Plan development.

Following are some of the high-level findings.

MANA WHENUA SURVEY FEEDBACK

- Mana whenua survey respondents consisted primarily of females (67%) aged between 25-40 (52%), and 40 to 65 (40%)
- The main areas of concern/opportunities for mana whenua relate to:
 - Māori culture and heritage (23%)
 - Community facilities and social infrastructure (17%)
 - Population growth and economic development (14%)

COMMUNITY SURVEY FEEDBACK

- Most of the Ngaaruawaahia (78%) and Taupiri (76%) respondents identified as being female and are between the ages of 25-35 years (48%) and 40-65 years (43%).
- The main areas of concern/opportunities for the wider community relate to:

Ngaaruawaahia	<ul style="list-style-type: none"> • Crime, rubbish and safety (43%) • Best Practice Urban design (public realm) (18%) • Population Growth and Economic Development (15%)
Taupiri	<ul style="list-style-type: none"> • Crime, rubbish and safety (49%) • Infrastructure Capacity (transport, w/c and 3 waters) (24%) • Population Growth and Economic Development (20%)